



**WISSERBLADEN
VEREENVOUDIGD
EUROPA LHD**



FLEXIBEL BEREIK. VOLLEDIGE DEKKING.

**HET NIEUWE VEREENVOUDIGDE HELLA
RUITENWISSERBLADENAANBOD.**



**RUITENWISSER-
BLADENAANBOD
NIEUW EN VEREENVOUDIGD**



INHOUDSOPGAVE

HELLA - RUITENWISSERZAKEN. VEREENVOUDIGD	02
HELLA RUITENWISSERBLADENAANBOD	04
METAL WIPER	06
CLEANTECH	08
EASY SET OE	10
EASY SET UPGRADE	12
REAR PLASTIC	14
REAR FLAT	16
HYBRID	18
WINTER	20
HEAVY DUTY & AGRO	22
TOEPASSINGEN VOOR AUTO'S	24
TOEPASSINGEN VOOR ZWAAR GEBRUIK	122
ADAPTERS & HAKEN	150
OVERZICHT SYMBOLEN	152
KORTE CODES. VEREENVOUDIGD	153



**UW EXPERT
VOOR ZICHTBAARHEID**

HELLA - RUITENWISSERZAKEN. VEREENVOUDIGD



BESTE IN ZIJN KLASSE

MEER DAN 120 JAAR
DUITSE INNOVATIE



KWALITEIT ZONDER COMPROMIS

CONSEQUENT GETEST



HELLA ERKEND MERK



TEVREDEN KLANTEN

ELK JAAR MILJOENEN WISSERBLADEN
VERKOCHT

VOLDOEN AAN DE BEHOEFTE VAN DE KLANTEN

DISTRIBUTEUR



- Veel over gedistribueerde merken
- Teveel voorraad / te veel PN's
- Meer auto's met meer soorten verbindingen
- Winstgevend blijven is een uitdaging

MECHANISCH



- Snelle selectie en eenvoudige montage
- Nieuwste dekking
- Gemakkelijk te verkopen aan eindgebruikers
- Concurrerende prijzen

DETAILHANDEL



- Snel de juiste PN vinden → snel monteren
- Stil en duurzaam
- Cool ontwerp
- Prijsstelling

INZICHTEN

BEHOEFTE

- Gemakkelijk te kopen → gemakkelijk te verkopen
- Kleine series / maximale dekking
- Meer winst
- Nieuwste verbindingen & toepassingen

- Gemakkelijk te hanteren
- Blijvende prestaties
- Vertrouwd merk
- OE-ontwerp (upgrade)
- Juiste prijs

HELLA RUITENWISSERBLADENPROGRAMMA

NIEUW EN VEREENVOUDIGD

ONMISBAAR



METAL WIPER

Hoge dekking
Waar voor uw geld



CLEANTECH 2.0

Vlak-bladtechnologie
Multi-clips = Hoge dekking



EASY SET

Sets van twee → OE & UP
Eén verpakking → één oplossing





REARS
PLASTIC/FLAT

Hoge dekking
Multi-clips



EASY CHANGE
MULTI-CLIP SYSTEM

EASY CHANGE
MULTI-CLIP SYSTEM
EXTENDED COVERAGE



HYBRID

Specifieke technologie



EASY CHANGE
ORIGINAL DESIGN
EASY TO FIT



WINTER

Specifieke technologie
voor strenge winters



EASY CHANGE
ORIGINAL DESIGN
ANTI-CLOSING TECHNOLOGY



HEAVY DUTY

Robuust gebouwd voor
professionals



EASY CHANGE
BUILT TOUGH
EASY TO FIT

EASY CHANGE
BUILT TOUGH
WITH SPRAY-BAR

TRUCKS



METAL WIPER

VOLLEDIGE DEKKING - JUISTE PRIJS - WAAR VOOR UW GELD

METAL WIPERS CARTON

U kunt altijd vertrouwen op de metalen ruitenwisserbladen van HELLA. De rubberen lippen van de bladen zijn gecoat met grafiet, zodat ze voortdurend kunnen worden blootgesteld aan de meest intensieve

belastingen. Bovendien beperkt het ontwerp hinderlijk windgeruis tot een minimum. Dit betekent een soepele en stille werking met duurzame prestaties, wat op zijn beurt de veiligheid en het rijcomfort verbetert.

EIGENSCHAPPEN

TECHNOLOGIE TRENDS



- Aanzienlijke daling in OE al jaren lang
- Nog steeds veel gevraagd in de aftermarket

UITDAGINGEN



- Prijsdruk
- Vergroting van het milieubewustzijn (verpakking)

OPLOSSING - DOOR HELLA



- Waar voor uw geld
- Minder PN's - volledige dekking
- Recyclebare kartonnen verpakking

VOORDELEN



STREAK-FREE SILENT



ALL-WEATHER SAFETY

ADAPTERS & HAAKTYPES



KORTE CODES

KORTE CODE	HELLA P/N	LENGTE	ADAPTERS
WP28	9XW 178 878-111	275 mm	E3, B, V9
WP35	9XW 178 878-141	350 mm	E3, B V9
WP38	9XW 178 878-151	375 mm	E3, B, V9
WP40	9XW 178 878-161	400 mm	E3, B, V9
WP43	9XW 178 878-171	425 mm	E3, A2-1
WP45	9XW 178 878-181	450 mm	E3, B, V9
WP48	9XW 178 878-191	475 mm	E3, B, V9
WP50	9XW 178 878-201	500 mm	E3, V9
WP53	9XW 178 878-211	525 mm	E3, V9
WP55	9XW 178 878-221	550 mm	E3, V9
WP58	9XW 178 878-231	575 mm	E3, V9
WP60	9XW 178 878-241	600 mm	E3, V9
WP65	9XW 178 878-261	650 mm	E3, V9
WP70	9XW 178 878-281	700 mm	E3



CLEANTECH

MEER FLEXIBILITEIT VOOR EEN STIJLVOL
AËRODYNAMISCH EN VLAK BLADONTWERP.

CLEANTECH 2.0 BLISTER PACK

Hightech voor de voorruit: de scharnierloze Clean-Tech 2.0 aerodynamische wisserbladen zorgen voor superieure wisresultaten. De aërodynamische spoiler voorkomt dat de ruitenwisser door de luchtstroom wordt opgetild. De nano-gecoate vlakke ruitenwissers

glijden soepel over het glas met gelijkmatige contactdruk. De nano-coating zorgt voor een lange levensduur van de ruitenwissers. Verschillende adapters zorgen voor een hoge voertuigdekking en eenvoudige installatie.

EIGENSCHAPPEN

TECHNOLOGIE TRENDS



- Een groeiende trend in OE- tot 55 % van het wagenpark
- Verbeterde wisprestaties
- Stijlvol ontwerp

UITDAGINGEN



- Veel specifieke armverbindingen en adapters
- Groot aantal PN's = grote voorraad

OPLOSSING - DOOR HELLA



- Kleine serie
- Multi-adapters in verpakking: hoge dekking
- Nieuw: Voor Toyota en Mercedes

VOORDELEN



EASY TO FIT



EXTENDED COVERAGE



AERODYNAMIC PERFORMANCE

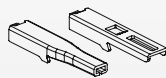


NANO-TECHNOLOGY

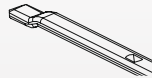
ADAPTERS & HAAKTYPES

ADAPTERS HOOKS

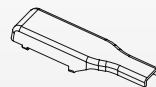
3A



PINCH TAB



BAYONET



TOP LOCK

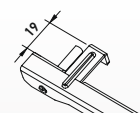
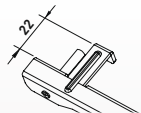


HOOK

9 mm x 4 mm | 9 mm x 3 mm

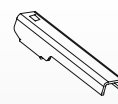
ADAPTERS HOOKS

3B-2

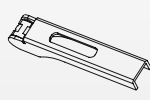
SIDE LOCK
19 mmSIDE LOCK
22 mm

ADAPTERS HOOKS

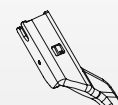
3H-9

PUSH BUTTON
15.5 mm

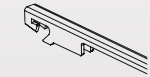
3C-B

AUDI & OLD
Mercedes TypeRENAULT
Scenic Type

3T

PUSH BUTTON
FZ

3F

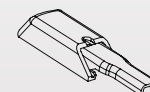


MULTI HOOK



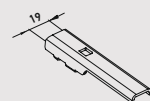
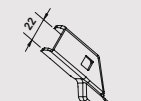
INSERT LOCK

3U



LIFT & SLIDE

3H-8

PUSH BUTTON
19 mmPUSH BUTTON
22 mm

KORTE CODES

KORTE CODE	HELLA P/N	LENGTE	ADAPTERS
CT35	9XW 358 053-141	350 mm	3A, 3F, 3H-8, 3T
CT38	9XW 358 053-151	375 mm	3A, 3H-8
CT40	9XW 358 053-161	400 mm	3A, 3B-2, 3F, 3H-8, 3T
CT43	9XW 358 053-171	425 mm	3A, 3B-2, 3F, 3H-8,
CT45	9XW 358 053-181	450 mm	3A, 3B-2, 3F, 3H-8, 3T, 3U
CT48	9XW 358 053-191	475 mm	3A, 3B-2, 3F, 3H-8, 3U
CT50	9XW 358 053-201	500 mm	3A, 3B-2, 3F, 3H-8, 3T
CT53	9XW 358 053-211	525 mm	3A, 3B-2, 3F, 3H-8
CT55	9XW 358 053-221	550 mm	3A, 3B-2, 3C, 3F, 3H-8, 3T, 3U
CT58	9XW 358 053-231	575 mm	3A, 3B-2, 3F, 3H-8,
CT60	9XW 358 053-241	600 mm	3A, 3B-2, 3C, 3F, 3H-8, 3T, 3U
CT65	9XW 358 053-261	650 mm	3A, 3B-2, 3F, 3H-8, 3T, 3U
CT70	9XW 358 053-281	700 mm	3A, 3B-2, 3H-8, 3T, 3U
CT75 (New)	9XW 358 053-301	750 mm	3A, 3B-2, 3F, 3H-8, 3T
CT80 (New)	9XW 358 053-321	800 mm	3B-2, 3F, 3H-8

EASY SET OE

MEER FLEXIBILITEIT VOOR STIJLVOLLE OE-ACHTIGE ONTWERPSETS MET VLAKKE BLADEN

EASY SET OE CARTON

Bij de installatie van nieuwe ruitenwischerbladen moeten bestuurders er zeker van zijn dat ze de juiste keuze hebben gemaakt. Dat is waarom de Easy Set OE altijd de juiste keuze is.

De stijl en functionaliteit zijn compatibel met de originele te vervangen ruitenwischerbladen. Dit betekent uitstekende wisprestaties in alle weersomstandigheden, gekoppeld aan een veelzijdige snelle en eenvoudige installatie dankzij een modulair adaptersysteem, voor een breed scala van voertuigtypes.

EIGENSCHAPPEN

TECHNOLOGIE TRENDS



- Flat Blade = toonaangevende en groeiende technologie
- Aerodynamische prestaties
- Stijlvol ontwerp

UITDAGINGEN



- Enkelvoudige verpakkingen flexibel, maar soms verwarrend
- De markt is gewend aan sets maar:
 - veel lengtes x veel verbindingen = veel pn's = voorraad!

OPLOSSING - DOOR HELLA



- Voor voertuigen uitgerust in OE en als upgrade
- Alleen 16 PN's - Multi-clips (3 max)
- Dekt tot 85% van de aanbiedingen van grote concurrenten
- Eén set → Eén oplossing

VOORDELEN



NANO-COATED RUBBER



OE-LIKE DESIGN



AERODYNAMIC PERFORMANCE




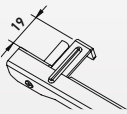
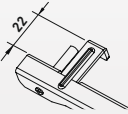

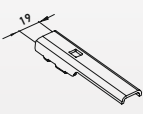
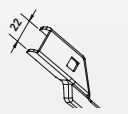

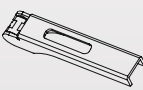


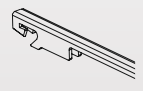


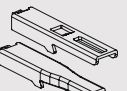
EASY TO FIT



MULTI-CLIP-SYSTEM



ADAPTERS & HAAKTYPES

	ADAPTERS	HOOKS		ADAPTERS	HOOKS	
3B-2		 SIDE LOCK 19 mm	 SIDE LOCK 22 mm	3H-2	  PUSH BUTTON 19 mm	 PUSH BUTTON 22 mm
3C-B		 AUDI & OLD Mercedes Type	 RENAULT Scenic Type	3F	  MULTI HOOK	 INSERT LOCK
3D-2		 PINCH TAB				

KORTE CODES

KORTE CODE	HELLA P/N	LENGTE	ADAPTERS
Set0E5348	9XW 358 164-011	525 mm/475 mm	3M, 3B-2, 3H-2
Set0E5353	9XW 358 164-021	525 mm/525 mm	3M, 3B-2, 3H-2
Set0E5545	9XW 358 164-031	550 mm/450 mm	3M, 3B-2, 3D-2
Set0E5555	9XW 358 164-041	550 mm/550 mm	3M, 3C, 3D-2, 3F
Set0E6040	9XW 358 164-051	600 mm/400 mm	3M, 3H-2, 3F
Set0E6045	9XW 358 164-061	600 mm/450 mm	3M, 3B-2, 3H-2, 3F
Set0E6048	9XW 358 164-071	600 mm/475 mm	3M, 3B-2, 3D-2, 3H-2
Set0E6050	9XW 358 164-081	600 mm/500 mm	3M, 3B-2, 3H-2
Set0E6053	9XW 358 164-091	600 mm/525 mm	3M, 3B-2, 3D-2, 3H-2
Set0E6060	9XW 358 164-101	600 mm/600 mm	3M, 3B-2, 3H-2
Set0E6540	9XW 358 164-111	650 mm/400 mm	3M, 3B-2, 3H-2, 3F
Set0E6545	9XW 358 164-121	650 mm/450 mm	3M, 3B-2, 3H-2
Set0E6548	9XW 358 164-131	650 mm/475 mm	3M, 3B-2, 3H-2, 3F
Set0E6555	9XW 358 164-141	650 mm/550 mm	3M, 3C+3C-B, 3H-2, 3F
Set0E6565	9XW 358 164-151	650 mm/650 mm	3M, 3B-2, 3D-2, 3F
Set0E7070	9XW 358 164-161	700 mm/700 mm	3M, 3B-2, 3H-2

EASY SET UPGRADE

MEER FLEXIBILITEIT VOOR STIJLVOLLE
UPGRADESET-OPLOSSINGEN MET VLAK BLAD

EASY SET UP-VERPAKKING

Onze ruitenwischerbladen met vlak ontwerp, versterkt door hun aerodynamische wisprestaties, zorgen voor een gelijkmatige verdeling van de reinigingskracht op de voorruit, zelfs bij het rijden met hoge snelheid.

Dit zorgt ervoor dat een bestuurder voortdurend een helder zicht vooruit heeft onder alle weersomstandigheden. Standaardwischerbladen vervangen gaat snel en eenvoudig met ons klik-en-pas-systeem.

EIGENSCHAPPEN

TECHNOLOGIE TRENDS



→ Vlak blad voor de meeste nieuwe auto's → oudere auto's met standaard metalen technologie

UITDAGINGEN



→ Bestuurders willen omschakelen op de nieuwste technologie
→ Enkelvoudig verpakte bladen - een uitdaging voor eindgebruikers en monteurs om het juiste onderdeel te vinden

OPLOSSING - DOOR HELLA



→ Eenvoudige upgrade voor voertuigen die oorspronkelijk waren uitgerust met standaard metalen ruiten-wissers
→ Prestaties van vlakke bladen voor iedereen - gemakkelijk aan te brengen
→ 15 sets van 2 wissers

VOORDELEN



NANO-COATED RUBBER



OE-LIKE
DESIGN



AERODYNAMIC
PERFORMANCE



EASY TO FIT



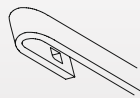
MULTI-CLIP-
SYSTEM

ADAPTERS & HAAKTYPES

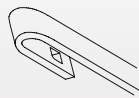
ADAPTERS

HOOKS

E3



HOOK
9 mm x 3 mm



HOOK
9 mm x 4 mm

KORTE CODES

KORTE CODE	HELLA P/N	LENGTE	ADAPTERS
SetUP4545	9XW 358 164-171	450 mm/450 mm	E3
SetUP4848	9XW 358 164-181	475 mm/475 mm	E3
SetUP5045	9XW 358 164-191	500 mm/450 mm	E3
SetUP5050	9XW 358 164-201	500 mm/500 mm	E3
SetUP5345	9XW 358 164-211	525 mm/450 mm	E3
SetUP5348	9XW 358 164-221	525 mm/475 mm	E3
SetUP5353	9XW 358 164-231	525 mm/525 mm	E3
SetUP5540	9XW 358 164-241	550 mm/400 mm	E3
SetUP5548	9XW 358 164-251	550 mm/475 mm	E3
SetUP5550	9XW 358 164-261	550 mm/500 mm	E3
SetUP5553	9XW 358 164-271	550 mm/525 mm	E3
SetUP6040	9XW 358 164-281	600 mm/400 mm	E3
SetUP6045	9XW 358 164-291	600 mm/450 mm	E3
SetUP6053	9XW 358 164-301	600 mm/525 mm	E3
SetUP6540	9XW 358 164-311	650 mm/400 mm	E3

REAR PLASTIC

MEER FLEXIBILITEIT VOOR OE-ACHTIG ONTWERP
SPECIFIEK VOOR ACHTERRUIT

REAR PLASTIC BLISTER PACK

Voor optimaal zicht vanuit de achterrui:

De vlakke kunststof ruitenwisserbladen van HELLA voor de achterrui zijn de ideale oplossing voor talrijke voertuigen en dekken tot 20 % van het wagenpark.

De speciale nano-coating zorgt niet alleen voor een optimaal, streeploos wisresultaat, zelfs onder ongunstige omstandigheden, maar garandeert ook een zeer lange levensduur.

Het speciaal ontwikkelde, lichte materiaal is

buitengewoon robuust en bestendig. Het moderne aerodynamische vlakke stangontwerp is geïnspireerd op de originele ruitenwissers. Dankzij het innovatieve multi-adapter- systeem kunnen de ruitenwissers universeel op vele voertuigen worden gebruikt en dankzij Easy-Fit kunnen ze in slechts een paar eenvoudige stappen worden gemonteerd.



EIGENSCHAPPEN

TECHNOLOGIE TRENDS



- Specifieke achterruitenwissers maken tot 20 % van het wagenpark uit
- Stijlvol ontwerp
- Voertuigspecifiek

UITDAGINGEN




- Veel verbindingen en lengtes - complex
- Groot aantal PN's vereist om alles te dekken
- Wordt vaak vergeten - gemiste kans

OPLOSSING - DOOR HELLA



- Kleine serie van kunststof achterruitenwissers
- Multi-adapters
- Voorraadvermindering - Hoge dekking

VOORDELEN



EASY TO FIT


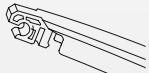



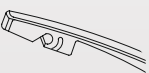






MULTI-CLIP-SYSTEM



EXTENDED COVERAGE

ADAPTERS & HAAKTYPES

	ADAPTERS	HOOKS		ADAPTERS	HOOKS
5A		 ROCK LOCK 2	5D		 SNAP CLAW L
5B		 ROCK LOCK 3	5E		 SNAP CLAW H
5C		 SLIDE PINCH			



KORTE CODES

KORTE CODE	HELLA P/N	LENGTE	ADAPTERS	TOEPASSINGEN
RP10	9XW 358 182-101	250 mm	5A, 5B	Mini, Toyota
RP11	9XW 358 112-911	275 mm	5A, 5B	Hyundai, Kia
RP12	9XW 358 112-921	300 mm	5A, 5B, 5E	BMW, Citroën, Dacia
RP14	9XW 358 112-931	350 mm	5A, 5B, 5C, 5D	Hyundai, Nissan, Renault
RP16	9XW 358 112-941	400 mm	5A, 5B, 5E	Honda, Subaru, Toyota

REAR FLAT

MEER FLEXIBILITEIT VOOR ACHTERSPECIFIEKE
OE-ACHTIG VLAK ONTWERP

REAR FLAT BLISTER PACK



Hypermoderne technologie voor de achterraut: dankzij hun nano-coating zorgen de vlakke HELLA achterrautwischerbladen voor uitstekende wisresultaten bij regen, sneeuw en spatwater, en dat alles bij een ex zeer geringe slijtage. De extreem vlakke, aerodynamische ruitenwischerbladen zijn gebaseerd op het ontwerp van moderne originele

ruitenwissers, zodat ze een goed figuur slaan op de achterraut van elk voertuig. Dankzij het Easychange-systeem met modulaire adapters kunnen de ruitenwissers in slechts enkele eenvoudige stappen worden gemonteerd en gebruikt op talloze verschillende voertuigen.


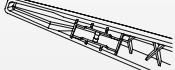







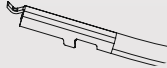

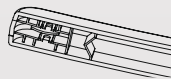


EIGENSCHAPPEN



VOORDELEN



ADAPTERS & HAAKTYPES

	ADAPTERS	HOOKS		ADAPTERS	HOOKS
7A		 U-CLIP	7E		 TOP BUTTON
7B		 DOUBLE POST	7I		 SLIDER
7C		 PINCH TAB	7J		 CLIP
7D		 SLIDER			

KORTE CODES

KORTE CODE	HELLA P/N	LENGTE	ADAPTERS	TOEPASSINGEN
RF10	9XW 358 179-101	250 mm	7A, 7C, 7E	Mini, MB A-Class, Clio IV
RF11	9XW 358 179-111	275 mm	7A, 7C, 7D, 7E	BMW 3-Series, Golf VI & VII
RF13	9XW 358 179-131	325 mm	7A, 7C, 7D, 7E, 7J	Audi A3 & A4, BMW X3, VW Golf V
RF14	9XW 358 179-141	350 mm	7A, 7B, 7I	BMW X5, Volvo's
RF15	9XW 358 179-151	375 mm	7A, 7C, 7D, 7J	BMW X5, Ford Edge, MB Vito
RF16	9XW 358 179-161	400 mm	7A, 7D, 7E, 7J	Audi Q3 & Q7, Skoda's, VW Touran
RF17	9XW 358 179-171	425 mm	7A, 7C	MB Sprinter, VW Crafter
RF18	9XW 358 179-181	450 mm	7A, 7D	VW Multivan, Transporter

HYBRID

MEER FLEXIBILITEIT VOOR STIJLVOLLE OE-ACHTIGE ALL-WEATHER-ONTWERP

HYBRIDE VERPAKKING

De hybride technologie integreert de beste ontwerpkenmerken van een conventioneel frame met een ontwerp met vlakke bladen, waardoor de wisprestaties verbeteren en de rijveiligheid toeneemt,

ongeacht de weersomstandigheden. Snel en eenvoudig vervangen van oude ruitenwisserbladen dankzij de Easy-Fit-systeemadapters - zeer populair op Aziatische automerken.

EIGENSCHAPPEN

TECHNOLOGIE TRENDS



- Zeer gebruikelijk op Aziatische auto's, Hyundai, Kia, Nissan, Honda maar ook op BMW & Mini
- Stijlvol ontwerp

UITDAGINGEN



- OE-ontwerp volgen

OPLOSSING - DOOR HELLA



- Zelfde ontwerp
- Compleet aanbod
- Gemakkelijk aan te brengen

VOORDELEN



ALL-WEATHER SAFETY



LASTING PERFORMANCE



OE-LIKE DESIGN

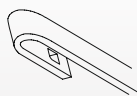


ADAPTERS & HAAKTYPES

ADAPTERS

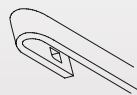
HOOKS

V11



HOOK
9 mm x 3 mm

T10 +



HOOK
9 mm x 4 mm

KORTE CODES

KORTE CODE	HELLA P/N	LENGTE	ADAPTERS
H35	9XW 204 584-141	350 mm	V11, T10
H40	9XW 204 584-161	400 mm	V11, T10
H43	9XW 204 584-171	425 mm	V11, T10
H45	9XW 204 584-181	450 mm	V11, T10
H48	9XW 204 584-191	475 mm	V11, T10
H50	9XW 204 584-201	500 mm	V11, T10
H53	9XW 204 584-211	525 mm	V11, T10
H55	9XW 204 584-221	550 mm	V11, T10
H60	9XW 204 584-241	600 mm	V11, T10
H65	9XW 204 584-261	650 mm	V11, T10
H70	9XW 204 584-281	700 mm	V11, T10

WINTER

FLEXIBELERE PRESTATIES BIJ WINTERSE OMSTANDIGHEDEN

WINTER CARTON

De extreem resistente HELLA-winterwisserbladen zijn geoptimaliseerd voor ongunstige omstandigheden, zoals sneeuw, ijzel en strooizout, en zorgen altijd voor een perfect zicht, ook in de winter. De speciale rubbersamenstelling van de ruitenwisserlippen is bijzonder resistent en biedt een streeploze wiservaring,

zelfs bij ijzel. De robuuste ruitenwisserconstructie, gebaseerd op het ontwerp van de originele ruitenwissers, garandeert een lange levensduur en een perfecte werking op elk moment. De eenvoudig te monteren HELLA-winterwisserbladen zijn verkrijgbaar voor verschillende voertuigtipes.

EIGENSCHAPPEN

TECHNOLOGIE TRENDS



- Specifiek voor bepaalde markten met strenge winters (Rusland)
- Voor zowel personenauto's als vrachtauto's

UITDAGINGEN



- Juist ontwerp om bevriezing van scharnieren te voorkomen
- Juiste prestaties en prijs

OPLOSSING - DOOR HELLA



- Kleine serie
- Stevig rubberen bekledingsconstructie
- Multi-clip → uitgebreide dekking

VOORDELEN



ANTI-CLOGGING TECHNOLOGY



WINTER RUBBER PROFILE



EXTENDED COVERAGE

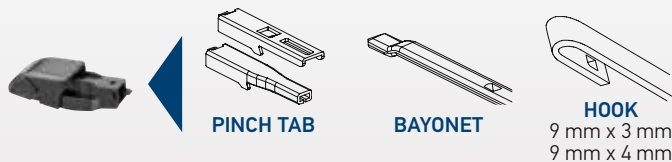


MULTI-CLIP-SYSTEM

ADAPTERS & HAAKTYPES

ADAPTERS HOOKS

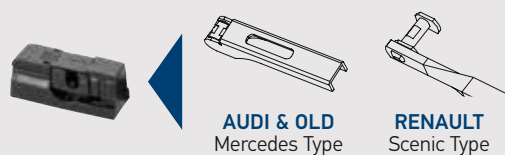
3A



3B-2

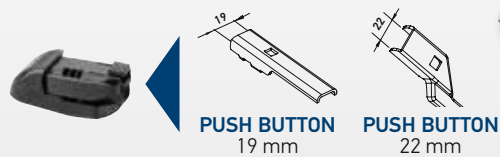


3C-B



ADAPTERS HOOKS

3H-8



3F



KORTE CODES

KORTE CODE	HELLA P/N	LENGTE	ADAPTERS
W35	9XW 358 004-141	350 mm	3A, 3B-2, 3H-8, 3C, 3F
W40	9XW 358 004-161	400 mm	3A, 3B-2, 3H-8, 3C, 3F
W45	9XW 358 004-181	450 mm	3A, 3B-2, 3H-8, 3C, 3F
W48	9XW 358 004-191	475 mm	3A, 3B-2, 3H-8, 3C, 3F
W50	9XW 358 004-201	500 mm	3A, 3B-2, 3H-8, 3C, 3F
W53	9XW 358 004-211	525 mm	3A, 3B-2, 3H-8, 3C, 3F
W55	9XW 358 004-221	550 mm	3A, 3B-2, 3H-8, 3C, 3F
W60	9XW 358 004-241	600 mm	3A, 3B-2, 3H-8, 3C, 3F
W65	9XW 358 004-261	650 mm	3A, 3B-2, 3H-8, 3C, 3F



HEAVY DUTY

MEER FLEXIBILITEIT VOOR DUURZAME PRESTATIES

HEAVY DUTY -VERPAKKING

HELLA-ruitenwissers voor zwaar gebruik trotseren zelfs de meest ongunstige omstandigheden en zware belastingen bij continu gebruik op de weg of in de landbouw en zorgen in elke situatie op betrouwbare wijze voor helder zicht. Niets kan de ruitenwissers aan het wankelen brengen, dankzij het stevige, hoogwaardige stalen frame.

De versterkte heavy-duty rubbersamenstelling garandeert een lange levensduur en optimale wisresultaten, zelfs onder ruwere omgevingsomstandigheden, belangrijke eigenschappen voor met name landbouwvoertuigen. Ook verkrijgbaar met een geïntegreerde sproeier voor een nog betere wiservaring.

EIGENSCHAPPEN

TECHNOLOGIE TRENDS



- Professionele prestaties
- Groter wordende maten
- Specifiek voor bepaalde toepassingen: sproeistangen

UITDAGINGEN



- Totale eigendomskosten
- Het juiste aanbod voor de nieuwste voertuigen

OPLOSSING - DOOR HELLA



- **Compleet aanbod**
- **Sets met sproeistangen voor specifieke toepassingen**

VOORDELEN



LASTING PERFORMANCE



HIGH QUALITY STEEL FRAME



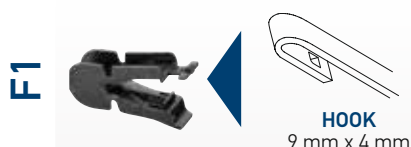
SPRAY BAR INCLUDED

ADAPTERS & HAAKTYPES

ADAPTERS HOOKS



ADAPTERS HOOKS



ADAPTERS HOOKS



ADAPTERS HOOKS



KORTE CODES

KORTE CODE	HELLA P/N	LENGTE	ADAPTERS	SPRAY BAR
HD50	9XW 184 107-201	500 mm	E3, B, A2-1, TR9	
HD55	9XW 184 107-221	550 mm	E3, B, A2-1, F1, TR4, T5	
HD60A	9XW 206 480-801	600 mm/600 mm	F1	✓
HD60B	9XW 206 480-811	600 mm/600 mm	F1	✓
HD60C	9XW 184 107-241	600 mm	F5, F10, T8-1, T9	
HD65A	9XW 206 480-831	650 mm/650 mm	F1	✓
HD65B	9XW 184 107-261	650 mm	F5, F10, T8-1	
HD65C <i>-(New)</i>	9XW 184 107-262	650 mm	F12	
HD65D	9XW 206 480-821	650 mm/550 mm	F1	✓
HD70A	9XW 184 107-281	700 mm	F5, F10, T8-1, G1, F9	
HD70B <i>(New)</i>	9XW 206 480-841	700 mm	F5	✓
HD80	9XW 184 107-321	800 mm	M, M1, M7, M8	
HD90A	9XW 184 107-361	900 mm	M2, M3, M6	
HD90B	9XW 194 562-361	900 mm	F7	
HD100A	9XW 184 107-401	1000 mm	M2, M3, M6	
HD100B	9XW 194 562-401	1000 mm	F7	

AGRO

WA16	9XW 204 163-161	400 mm	E3, TR9
WA18	9XW 204 163-181	450 mm	E3, TR9
WA20	9XW 204 163-201	500 mm	E3, TR9
WA22	9XW 204 163-221	550 mm	E3, TR9
WA24	9XW 204 163-241	600 mm	E3, TR9

























TOEPASSINGEN VOOR AUTO'S























TOEPASSINGEN VOOR AUTO'S

FOR/FÜR 	 31	METAL			CLEANTECH			
								
A4 Avant (8ED, B7)	11.04→06.08				CT55	CT55	3C	19
A4 Avant (8K5, B8)	11.07→12.15				CT60	CT50	3H-8	27
A4 Avant (8W5, B9)	05.15→				CT60	CT50	3H-8	27
A4 Cabriolet (8H7, B6)	12.03→06.06				CT55	CT55	3C	19
A4 Cabriolet (8HE, B7)	11.05→03.09				CT55	CT55	3C	19
A5 Cabriolet (8F7)	03.09→01.17				CT60	CT53	3H-8	27
A5 Cabriolet (F57)	09.16→				CT60	CT53	3H-8	27
A5 Coupé (8T3)	06.07→10.07				CT60	CT50	3H-8	28
A5 Coupé (8T3)	11.07→01.17				CT60	CT50	3H-8	27
A5 Coupé (F53)	06.16→				CT60	CT50	3H-8	27
A5 Sportback (8TA)	05.09→01.17				CT60	CT50	3H-8	27
A5 Sportback (F5A)	06.16→				CT60	CT50	3H-8	27
A6 (4A2, C4)	06.94→10.97	WP55	WP53		CT55	CT53	3A	12
A6 (4B2, C5)	04.97→05.01	WP55	WP50		CT55	CT50	3A	12
A6 (4B2, C5)	06.01→05.04				CT55	CT55	3C	19
A6 (4F2, C6)	04.04→09.11				CT55	CT55	3F	30
A6 (4G2, C7)	11.10→				CT65	CT53	3H-8	27
A6 Avant (4A5, C4)	06.94→10.97	WP55	WP53	WP45	CT55	CT53	3A	12
A6 Avant (4B5, C5)	04.97→05.01	WP55	WP50	WP35	CT55	CT50	3A	12
A6 Avant (4B5, C5)	06.01→01.05				CT55	CT55	3C	19
A6 Avant (4F5, C6)	03.05→08.11				CT55	CT55	3F	30
A6 Avant (4G5, C7)	05.11→				CT65	CT53	3H-8	27
A6 Avant Allroad (4BH, C5)	05.00→12.00	WP55	WP53	WP35	CT55	CT53	3A	12
A6 Avant Allroad (4BH, C5)	01.01→08.05				CT55	CT55	3C	19
A6 Avant Allroad (4FH, C6)	05.06→08.11				CT55	CT55	3F	30
A6 Avant Allroad (4GH, C7)	01.12→				CT65	CT53	3H-8	27
A7 Sportback (4GA)	07.10→				CT65	CT53	3H-8	27
A8 (4D2, D2)	06.94→09.02	WP55	WP50		CT55	CT50	3A	12
A8 (4E, D3)	11.02→07.10				CT60	CT60	3C	19










EASY SET OE & UP			HYBRID		REAR FLAT REAR PLASTIC		WINTER			
										
SetOE5555	3C	19					W55	W55	3C	19
SetOE6050	3H-2	27			RF16	7J	W60	W50	3H-8	27
SetOE6050	3H-2	27					W60	W50	3H-8	27
SetOE5555	3C	19					W55	W55	3C	19
SetOE5555	3C	19					W55	W55	3C	19
SetOE6053	3H-2	27					W60	W53	3H-8	27
SetOE6053	3H-2	27					W60	W53	3H-8	27
SetOE6050	3H-2	28					W60	W50	3H-8	28
SetOE6050	3H-2	27					W60	W50	3H-8	27
SetOE6050	3H-2	27					W60	W50	3H-8	27
SetOE6050	3H-2	27					W60	W50	3H-8	27
SetOE6050	3H-2	27					W60	W50	3H-8	27
SetOE6050	3H-2	27					W60	W50	3H-8	27
SetUP5553	E3	12					W55	W53	3A	12
SetUP5550	E3	12					W55	W50	3A	12
SetOE5555	3C	19					W55	W55	3C	19
SetOE5555	3F	30					W55	W55	3F	30
							W65	W53	3H-8	27
SetUP5553	E3	12					W55	W53	3A	12
SetUP5550	E3	12					W55	W50	3A	12
SetOE5555	3C	19					W55	W55	3C	19
SetOE5555	3F	30					W55	W55	3F	30
					RF16	7J	W65	W53	3H-8	27
SetUP5553	E3	12					W55	W53	3A	12
SetOE5555	3C	19					W55	W55	3C	19
SetOE5555	3F	30					W55	W55	3F	30
					RF16	7J	W65	W53	3H-8	27
							W65	W53	3H-8	27
SetUP5550	E3	12					W55	W50	3A	12
							W60	W60	3C	19












TOEPASSINGEN VOOR AUTO'S

FOR/FÜR 		METAL			CLEANTECH			
								
A8 (4H, D4)	11.09→				CT70	CT50	3H-8	27
Cabriolet (8G7, B4)	06.91→08.00	WP55	WP53		CT55	CT53	3A	12
Q2 (GAB)	06.16→				CT60	CT48	3H-8	27
Q3 (8UB)	06.11→				CT60	CT53	3H-8	27
Q5 (8RB)	11.08→04.16				CT60	CT50	3H-8	27
Q5 (FYB)	05.16→				CT60	CT50	3H-8	27
Q7 (4LB)	03.06→08.15				CT65	CT60	3A	26
Q7 (4MB)	01.15→				CT70	CT50	3H-8	27
R8 (422, 423)	04.07→				CT55	CT60	3F	30
TT Coupé (8N3)	07.98→04.03	WP55	WP53		CT55	CT53	3A	12
TT Coupé (8N3)	05.03→06.06				CT53	CT53	3B-2	41
TT Coupé (8J3)	07.06→08.15				CT55	CT53	3A	26
TT Coupé (FV3)	07.14→				CT60	CT53	3H-8	27
TT Roadster (8N9)	03.99→04.03	WP55	WP53		CT55	CT53	3A	12
TT Roadster (8N9)	05.03→06.06				CT53	CT53	3B-2	41
TT Roadster (8J9)	02.07→06.14				CT55	CT53	3A	26
TT Roadster (FV3)	11.14→				CT60	CT53	3H-8	27
TT RS Coupé (8J3)	07.09→06.14				CT55	CT53	3A	26
TT RS Coupé (FV3)	05.16→				CT60	CT53	3H-8	27
TT RS Roadster (8J9)	07.09→06.14				CT55	CT53	3A	26
TT RS Roadster (FV9)	05.16→				CT60	CT53	3H-8	27
TTS Coupé (8J3)	05.08→08.15				CT55	CT53	3A	26
TTS Coupé (FV3)	11.14→				CT60	CT53	3H-8	27
TTS Roadster (8J9)	05.08→06.14				CT55	CT53	3A	26
TTS Roadster (FV)	02.15→				CT60	CT53	3H-8	27
BMW								
1-Series (E81, E87)	09.04→12.11				CT50	CT50	3A	26
1-Series (F20, F21)	09.11→				CT55	CT45	3A	26
1-Series Cabrio (E88)	03.08→10.13				CT50	CT50	3A	26
1-Series Coupé (E82)	10.07→10.13				CT50	CT50	3A	26










EASY SET OE & UP			HYBRID		REAR FLAT REAR PLASTIC		WINTER			
										
SetUP5553	E3	12					W55	W53	3A	12
SetOE6048	3H-2	27			RF13	7J	W60	W48	3H-8	27
SetOE6053	3H-2	27			RF16	7J	W60	W53	3H-8	27
SetOE6050	3H-2	27			RF13	7J	W60	W50	3H-8	27
SetOE6050	3H-2	27			RF15	7J	W60	W50	3H-8	27
							W65	W60	3A	26
					RF15	7J				
							W55	W60	3F	30
SetUP5553	E3	12					W55	W53	3A	12
SetOE5353	3B-2	41					W53	W53	3B-2	41
SetOE5555	3D-2	26					W55	W53	3A	26
SetOE6053	3H-2	27					W60	W53	3H-8	27
SetUP5553	E3	12					W55	W53	3A	12
SetOE5353	3B-2	41					W53	W53	3B-2	41
SetOE5555	3D-2	26					W55	W53	3A	26
SetOE6053	3H-2	27					W60	W53	3H-8	27
SetOE5555	3D-2	26					W55	W53	3A	26
SetOE6053	3H-2	27					W60	W53	3H-8	27
SetOE5555	3D-2	26					W55	W53	3A	26
SetOE6053	3H-2	27					W60	W53	3H-8	27
SetOE5555	3D-2	26					W55	W53	3A	26
SetOE6053	3H-2	27					W60	W53	3H-8	27
SetOE5555	3D-2	26					W55	W53	3A	26
SetOE6053	3H-2	27					W60	W53	3H-8	27
SetOE5555	3D-2	26					W55	W53	3A	26
SetOE6053	3H-2	27					W60	W53	3H-8	27
					RF11	7A+7C	W50	W50	3A	26
SetOE5545	3D-2	26			RP12	5B	W55	W45	3A	26
							W50	W50	3A	26
							W50	W50	3A	26

TOEPASSINGEN VOOR AUTO'S










FOR/FÜR 	 31	METAL			CLEANTECH			
								
2-Series Active Tourer (F45)	09.14→				CT65	CT48	3H-8	28
2-Series Cabrio (F23)	09.14→				CT55	CT45	3A	26
2-Series Coupé (F22)	09.13→				CT55	CT45	3A	26
2-Series Gran Tourer (F46)	06.15→				CT65	CT48	3H-8	28
3-Series (E36)	09.90→12.98	WP53	WP50		CT53	CT50	3A	12
3-Series (E46)	04.98→04.05	WP60	WP48		CT60	CT48	3A	12
3-Series (E90)	03.05→08.09				CT60	CT48	3B-2	41
3-Series (E90)	09.09→08.13				CT60	CT48	3A	26
3-Series (F30)	02.12→				CT60	CT48	3A	26
3-Series Cabrio (E36)	03.93→12.99	WP53	WP50		CT53	CT50	3A	12
3-Series Cabrio (E46)	03.00→08.06	WP60	WP48		CT60	CT48	3A	12
3-Series Cabrio (E93)	09.06→08.09				CT60	CT40	3B-2	41
3-Series Cabrio (E93)	09.09→10.13				CT60	CT43	3A	26
3-Series Compact (E36)	03.94→09.00	WP50	WP50	WP45	CT50	CT50	3A	12
3-Series Compact (E46)	06.01→12.04	WP60	WP48	WP45	CT60	CT48	3A	12
3-Series Coupé (E36)	03.91→12.99	WP53	WP50		CT53	CT50	3A	12
3-Series Coupé (E46)	04.98→05.06	WP60	WP48		CT60	CT48	3A	12
3-Series Coupé (E92)	09.06→08.09				CT60	CT40	3B-2	41
3-Series Coupé (E92)	09.09→08.13				CT60	CT43	3A	26
3-Series GT (F34)	06.13→				CT60	CT48	3A	26
3-Series Touring (E36)	03.95→12.99	WP53	WP50	WP35	CT53	CT50	3A	12
3-Series Touring (E46)	10.98→09.05	WP60	WP48		CT60	CT48	3A	12
3-Series Touring (E91)	09.05→08.09				CT60	CT48	3B-2	41
3-Series Touring (E91)	09.09→05.13				CT60	CT48	3A	26
3-Series Touring (F31)	09.12→				CT60	CT48	3A	26
3-Series Touring (F31)	09.12→				CT60	CT48	3A	26
4-Series Cabrio (F33)	03.14→				CT60	CT45	3A	26
4-Series Coupé (F32)	09.13→				CT60	CT45	3A	26
4-Series GC (F36)	05.14→				CT60	CT45	3A	26
5-Series (E60)	07.03→02.10				CT60	CT58	3A	25












EASY SET OE & UP			HYBRID		REAR FLAT REAR PLASTIC		WINTER			
										
SetOE6548	3H-2	28			RP12	5B	W65	W48	3H-8	28
SetOE5545	3D-2	26					W55	W45	3A	26
SetOE5545	3D-2	26					W55	W45	3A	26
SetOE6548	3H-2	28			RF11	7A+7E	W65	W48	3H-8	28
SetUP5348	E3	12					W53	W50	3A	12
SetUP6045	E3	12					W60	W48	3A	12
SetOE6048	3B-2	41					W60	W48	3B-2	41
SetOE6048	3D-2	26					W60	W48	3A	26
SetOE6048	3D-2	26					W60	W48	3A	26
SetUP5348	E3	12					W53	W50	3A	12
SetUP6045	E3	12					W60	W48	3A	12
							W60	W40	3B-2	41
							W60	W40	3A	26
SetUP5050	E3	12					W50	W50	3A	12
SetUP6045	E3	12					W60	W48	3A	12
SetUP5348	E3	12					W53	W50	3A	12
SetUP6045	E3	12					W60	W48	3A	12
							W60	W40	3B-2	41
							W60	W40	3A	26
SetOE6048	3D-2	26					W60	W48	3A	26
SetUP5348	E3	12					W53	W50	3A	12
SetUP6045	E3	12					W60	W48	3A	12
SetOE6048	3B-2	41			RF14	7B	W60	W48	3B-2	41
SetOE6048	3D-2	26			RF14	7B	W60	W48	3A	26
SetOE6048	3D-2	26			RF11	7A+7D	W60	W48	3A	26
SetOE6048	3D-2	26					W60	W48	3A	26
							W60	W45	3A	26
							W60	W45	3A	26
							W60	W45	3A	26
							W60	W55	3A	26

TOEPASSINGEN VOOR AUTO'S










FOR/FÜR 	 31	METAL			CLEANTECH			
								
5-Series (F10)	03.10→10.16				CT65	CT45	3B-2	41
5-Series (G30)	02.17→				CT65	CT48	3H-8	28
5-Series GT (F07)	09.09→				CT65	CT48	3B-2	41
5-Series Touring (E34)	11.91→12.96	WP60	WP60		CT60	CT60	3A	12
5-Series Touring (E61)	05.04→08.10				CT60	CT58	3A	25
5-Series Touring (F11)	09.10→				CT65	CT45	3B-2	41
5-Series Touring (G31)	06.17→				CT65	CT48	3H-8	28
6-Series (E63)	01.04→07.10				CT60	CT58	3A	25
6-Series (F13)	10.11→				CT65	CT43	3B-2	41
6-Series Cabrio (E64)	04.04→07.10				CT60	CT58	3A	25
6-Series Cabrio (F12)	03.11→				CT65	CT43	3B-2	41
6-Series GC (F06)	05.12→				CT65	CT43	3B-2	41
6-Series Gran Turismo (G32)	10.17→				CT65	CT45	3H-8	27
7-Series (E38)	06.94→12.01	WP60	WP60		CT60	CT60	3A	12
7-Series (E65, E66)	11.01→10.08	WP60	WP60		CT60	CT60	3A	12
7-Series (F01, F02, F04)	11.08→				CT65	CT48	3B-2	41
7-Series (G11, G12)	09.15→				CT65	CT48	3H-8	28
i3 (I01)	11.13→				CT75	CT53	3B-2	41
i8 (I12)	06.14→				CT75	CT60	3B-2	41
M3 (F80)	06.14→				CT60	CT48	3A	26
M4 (F82)	06.14→				CT60	CT45	3A	26
X1 (E84)	10.09→06.15				CT60	CT45	3A	26
X1 (F48)	10.15→				CT65	CT40	3H-8	27
X2 (F39)	01.18→				CT60	CT50	3A	12
X3 (E83)	01.04→08.10	WP55	WP50		CT55	CT50	3A	12
X3 (F25)	10.10→08.17				CT65	CT50	3B-2	41
X3 (G01)	11.17→				CT65	CT50	3T	51
X4 (F26)	06.14→				CT65	CT50	3B-2	41
X4 (G02)	06.18→				CT65	CT50	3T	51

TOEPASSINGEN VOOR AUTO'S










FOR/FÜR 	 31	METAL			CLEANTECH			
								
X5 (E53)	03.99→06.02	WP60	WP53		CT60	CT53	3A	12
X5 (E53)	07.02→10.06	WP60	WP53	WP43	CT60	CT53	3A	12
X5 (E70)	11.06→06.13				CT60	CT48	3B-2, 3H-8	27
X5 (E70)	11.06→09.11				CT60	CT50	3B-2	41
X5 (E70)	10.11→06.13				CT60	CT50	3H-8	28
X5 (F15, F85)	11.13→18	WP60	WP50		CT60	CT50	3A	12
X6 (E71, E72)	03.08→09.11				CT60	CT50	3B-2	41
X6 (E71, E72)	03.08→06.14				CT60	CT48	3B-2, 3H-8	27
X6 (E71)	10.11→06.14				CT60	CT50	3H-8	28
X6 (F16, F86)	11.14→	WP60	WP50		CT60	CT50	3A	12
Z3 (E36/7)	03.95→09.02	WP50	WP50		CT50	CT50	3A	12
Z3 Coupé (E36/8)	09.97→06.02	WP50	WP50	WP28	CT50	CT50	3A	12
Z4 (E85)	10.02→07.07	WP53	WP50		CT53	CT50	3A	12
Z4 (E89)	04.09→08.16	WP53	WP53		CT53	CT53	3A	12
Z4 Coupé (E86)	03.06→07.07	WP53	WP50		CT53	CT50	3A	12
CITROEN								
Berlingo (M49)	07.96→11.02	WP55	WP53	WP40	CT55	CT53	3A	12
Berlingo (M59)	11.02→10.11	WP55	WP53		CT55	CT53	3A	12
Berlingo (B9)	05.08→				CT65	CT40	3H-8	28
C 15	07.87→12.05	WP45	WP45	WP40	CT45	CT45	3A	12
C1 I (B0)	06.05→12.14	WP65			CT65		3A	12
C1 II (B4)	02.14→				CT65		3A	26
C2 (A6)	09.03→12.09	WP60	WP45		CT60	CT45	3A	12
C3 Aircross (A88)	06.17→				CT65	CT40	3H-8	27
C3 I (A8,A31)	01.02→12.09	WP60	WP45		CT60	CT45	3A	12
C3 II (A51)	09.09→12.16				CT65	CT40	3F	1
C3 III (B618)	07.16→				CT65	CT40	3H-8	28
C3 Picasso (A58)	02.09→03.10				CT60	CT40	3H-8	28
C3 Picasso (A58)	04.10→08.17				CT60	CT40	3F	1












EASY SET OE & UP			HYBRID		REAR FLAT REAR PLASTIC		WINTER			
										
SetUP6053	E3	12					W60	W53	3A	12
SetUP6053	E3	12					W60	W53	3A	12
SetOE6048	3B-2, 3H-2	27			RF15	7A	W60	W48	3B-2, 3H-8	27
SetOE6050	3B-2	41					W60	W50	3B-2	41
SetOE6050	3H-2	28					W60	W50	3H-8	28
			H60	H50	RP12	5B	W60	W50	3A	12
SetOE6050	3B-2	41					W60	W50	3B-2	41
SetOE6048	3B-2, 3H-2	27					W60	W48	3B-2, 3H-8	27
SetOE6050	3H-2	28					W60	W50	3H-8	28
			H60	H50			W60	W50	3A	12
SetUP5050	E3	12					W50	W50	3A	12
SetUP5050	E3	12					W50	W50	3A	12
SetUP5348	E3	12					W53	W50	3A	12
SetUP5353	E3	12					W53	W53	3A	12
SetUP5348	E3	12					W53	W50	3A	12
SetUP5553	E3	12					W55	W53	3A	12
SetUP5553	E3	12					W55	W53	3A	12
SetOE6540	3H-2	28			RP14	5D	W65	W40	3H-8	28
SetUP4545	E3	12					W45	W45	3A	12
							W65		3A	12
					RP12	5A	W65		3A	26
SetUP6045	E3	12			RP12	5E	W60	W45	3A	12
SetOE6540	3H-2	27					W65	W40	3H-8	27
SetUP6045	E3	12			RP14	5D	W60	W45	3A	12
SetOE6540	3F	1					W65	W40	3F	1
SetOE6540	3H-2	28			RP12	5E	W65	W40	3H-8	28
SetOE6040	3H-2	28			RP12	5E	W60	W40	3H-8	28
SetOE6040	3F	1			RP12	5E	W60	W40	3F	1

TOEPASSINGEN VOOR AUTO'S










FOR/FÜR 	 31	METAL			CLEANTECH			
								
C3-Pluriel (A42)	05.03→10.12	WP55	WP45		CT55	CT45	3A	12
C4 Aircross	03.12→	WP60	WP53		CT60	CT53	3A	12
C4 Cactus (E3)	02.14→				CT65	CT43	3F	1
C4 Coupé (B5)	11.04→07.10				CT70	CT60	3A	26
C4 I (B5)	11.04→09.10				CT70	CT60	3A	26
C4 II (B71)	09.10→				CT75	CT65	3H-8	28
C4 L	12.11→				CT75	CT65	3H-8	28
C4 Picasso I (B58)	02.07→03.08				CT80	CT75	3B-2	41
C4 Picasso I (B58)	04.08→12.13				CT80	CT75	3F	1
C4 Picasso II (B78)	02.13→07.16				CT80	CT75	3H-8	28
C4 Picasso II (B78)	08.16→				CT80	CT70	3H-8	28
C4 Sedan (B5)	07.06→11.12				CT70	CT60	3A	26
C4 Spacetourer	04.18→				CT80	CT70	3H-8	28
C5 (X4)	03.01→11.03	WP65	WP45		CT65	CT45	3A	12
C5 (X4)	12.03→09.04				CT65	CT45	3B-2	41
C5 (X3)	10.04→03.08				CT65	CT45	3B-2	41
C5 (X7)	04.08→06.17				CT70	CT55	3A	26
C5 Break (X4)	06.01→11.03	WP65	WP45		CT65	CT45	3A	12
C5 Break (X4)	12.03→09.04				CT65	CT45	3B-2	41
C5 Break (X3)	10.04→03.08				CT65	CT45	3B-2	41
C5 Tourer (X7)	04.08→08.17				CT70	CT55	3A	26
C6 (X6)	11.05→12.12				CT70	CT70	3B-2	41
C8 (V3)	06.02→07.05	WP65	WP65		CT65	CT65	3A	12
C8 (V3)	08.05→07.14	WP65	WP65		CT65	CT65	3A	12
C-Crosser (I4)	09.07→01.13	WP60	WP53		CT60	CT53	3A	12
C-Elysée	09.12→				CT60	CT40	3F	1
C-Zero	10.10→	WP70			CT70		3A	12
DS3 (A55)	11.09→04.15				CT60	CT40	3F	1
DS3 Cabrio (A56)	07.12→04.15				CT60	CT40	3F	1

TOEPASSINGEN VOOR AUTO'S










FOR/FÜR 	 31	METAL			CLEANTECH			
								
DS4 (B75)	03.11→09.15				CT75	CT65	3H-8	28
DS5 (B81)	09.11→04.15				CT75	CT65	3H-8	28
Evasion (U60)	06.94→07.02	WP65	WP50	WP40	CT65	CT50	3A	12
Grand C4 Picasso I (B58)	10.06→03.08				CT80	CT75	3B-2	41
Grand C4 Picasso I (B58)	04.08→12.13				CT80	CT75	3F	1
Grand C4 Picasso II (B78)	02.13→07.16				CT80	CT75	3H-8	28
Grand C4 Picasso II (B78)	08.16→				CT80	CT70	3H-8	28
Grand C4 Spacetourer	04.18→				CT80	CT70	3H-8	28
Jumper (U5,23)	02.94→05.06	WP55	WP53		CT55	CT53	3A	12
Jumper (U9)	06.06→				CT65	CT55	3H-8	28
Jumpy (U64)	10.95→01.07	WP65	WP50		CT65	CT50	3A	12
Jumpy (G9)	02.07→	WP65	WP50		CT65	CT50	3A	12
Jumpy (K0)	03.16→				CT65	CT50	3F	1
Nemo (A9)	02.08→				CT65	CT48	3F	1
Saxo (S8)	02.96→09.99	WP50	WP45	WP40	CT50	CT45	3A	12
Saxo (S8)	10.99→09.03	WP50	WP45		CT50	CT45	3A	12
SpaceTourer (K0)	03.16→				CT65	CT50	3F	1
Xantia (X1)	03.93→12.98	WP60	WP50	WP45	CT60	CT50	3A	12
Xantia (X2)	10.97→12.01	WP60	WP50	WP45	CT60	CT50	3A	12
Xantia Break (X1)	09.95→01.98	WP60	WP50	WP45	CT60	CT50	3A	12
Xantia Break (X2)	12.97→11.99	WP60	WP50	WP40	CT60	CT50	3A	12
Xantia Break (X2)	12.99→12.01	WP60	WP50		CT60	CT50	3A	12
XM (Y3,Y4)	05.89→10.00	WP55	WP53	WP40	CT55	CT53	3A	12
Xsara (N6,N7)	07.97→12.05	WP55	WP50	WP45	CT55	CT50	3A	12
Xsara Break (N6,N7)	10.97→03.10	WP55	WP50		CT55	CT50	3A	12
Xsara Coupé (N6,N7)	07.97→12.05	WP55	WP50	WP45	CT55	CT50	3A	12
Xsara Picasso (N68)	01.00→09.05	WP65	WP65		CT65	CT65	3A	12
Xsara Picasso (N68)	10.05→04.10				CT65	CT65	3B-2	41
ZX (N20/N21)	03.91→02.98	WP55	WP55	WP45	CT55	CT55	3A	12









EASY SET OE & UP			HYBRID		REAR FLAT REAR PLASTIC		WINTER			
										
							W65	W50	3A	12
SetUP5553	E3	12					W55	W53	3A	12
SetOE6555	3H-2	28					W65	W55	3H-8	28
							W65	W50	3A	12
					RP14	5D	W65	W50	3A	12
SetOE6548	3F	1			RP12	5E	W65	W50	3F	1
SetOE6548	3F	1					W65	W48	3F	1
SetUP5045	E3	12					W50	W45	3A	12
SetUP5045	E3	12			RP14	5D	W50	W45	3A	12
SetOE6548	3F	1			RP12	5E	W65	W50	3F	1
							W60	W50	3A	12
							W60	W50	3A	12
							W60	W50	3A	12
							W60	W50	3A	12
					RP14	5D	W60	W50	3A	12
SetUP5553	E3	12					W55	W53	3A	12
SetUP5550	E3	12					W55	W50	3A	12
SetUP5550	E3	12					W55	W50	3A	12
SetUP5550	E3	12					W55	W50	3A	12
							W65	W65	3A	12
SetOE6565	3B-2	41					W65	W65	3B-2	41
SetUP5550	E3	12					W55	W55	3A	12

TOEPASSINGEN VOOR AUTO'S










FOR/FÜR		METAL			CLEANTECH			
								
DACIA								
Dokker (FE/KE)	07.12→05.15	WP55	WP40		CT55	CT40	3A	12
Dokker (FE/KE)	06.15→				CT55	CT40	3A	12
Duster (HS)	10.09→05.12	WP50	WP50		CT50	CT50	3A	12
Duster (HS)	06.12→11.14	WP50	WP50		CT50	CT50	3A	12
Duster (HS)	10.14→11.16	WP60	WP45		CT60	CT45	3A	12
Duster (HS)	12.16→05.18				CT60	CT45	3A	12
Duster (HM)	01.18→				CT55	CT48	3F	1
Lodgy	03.12→04.15	WP55	WP40		CT55	CT40	3A	12
Lodgy	05.15→				CT55	CT40	3A	12
Logan I (LS)	07.04→12.15	WP50	WP50		CT50	CT50	3A	12
Logan II (L8)	08.12→02.15	WP55	WP50		CT55	CT50	3A	12
Logan II (L8)	03.15→				CT55	CT48	3F	1
Logan MCV I (KS/FS)	01.07→12.15	WP50	WP50		CT50	CT50	3A	12
Logan MCV II (K8)	03.13→02.15	WP55	WP50		CT55	CT50	3A	12
Logan MCV II (K8)	03.15→				CT55	CT48	3F	1
Logan Pick-Up (US)	01.07→12.15	WP50	WP50		CT50	CT50	3A	12
Nova	05.96→09.00	WP50	WP50		CT50	CT50	3A	12
Pick-Up	08.12→08.15	WP55	WP40		CT55	CT40	3A	12
Sandero I (BS)	06.08→12.15	WP50	WP50		CT50	CT50	3A	12
Sandero II (B8)	08.12→02.15	WP55	WP50		CT55	CT50	3A	12
Sandero II (B8)	03.15→				CT55	CT48	3F	1
Serie 1300	01.79→06.04	WP40	WP40	WP40	CT40	CT40	3A	12
Solenza	04.03→04.05	WP45	WP45		CT45	CT45	3A	12
Super Nova	10.00→09.03	WP50	WP50		CT50	CT50	3A	12
DS (CITROEN)								
DS3 (A55)	05.15→				CT60	CT40	3F	1
DS3 Cabrio (A56)	05.15→				CT60	CT40	3F	1
DS4 (B75)	10.15→				CT75	CT65	3H-8	28












TOEPASSINGEN VOOR AUTO'S

FOR/FÜR 	 31	METAL			CLEANTECH			
								
DS5 (B81)	02.15→				CT75	CT65	3H-8	28
DS7	09.17→				CT55	CT55	3H-8	28
FIAT								
500 (312..)	07.07→				CT60	CT35	3H-8	28
124 Spider (348)	03.16→	WP45	WP48		CT45	CT48	3A	12
500 EV (CFF)	03.12→	WP60			CT60		3A	12
500C (312..)	07.09→				CT60	CT35	3H-8	28
500L (199...,CFA)	09.12→				CT65	CT38	3H-8	28
500X (334)	11.14→				CT65	CT35	3H-8	28
Barchetta (183..)	01.95→02.05	WP48	WP48		CT48	CT48	3A	12
Brava (182..)	10.95→12.01	WP55	WP50		CT55	CT50	3A	12
Bravo (182..)	10.95→09.01	WP55	WP50		CT55	CT50	3A	12
Bravo (198)	03.07→12.14				CT60	CT45	3H-8	28
Cinquecento (170..)	07.91→07.98	WP48	WP48		CT48	CT48	3A	12
Coupé (175..)	02.94→09.00	WP53	WP48	WP50	CT53	CT48	3A	12
Croma (154..)	07.90→12.96	WP50	WP48	WP50	CT50	CT48	3A	12
Croma (194..)	06.05→12.10				CT60	CT43	3B-2	41
Doblo (223..)	07.00→08.16	WP55	WP45		CT55	CT45	3A	12
Doblo (263..)	02.10→				CT60	CT40	3H-8	28
Doblo Cargo (223..)	07.00→08.16	WP55	WP45		CT55	CT45	3A	12
Doblo Cargo (263..)	02.10→				CT60	CT40	3H-8	28
Ducato (230, 231, 232, 234)	03.94→03.02	WP55	WP53		CT55	CT53	3A	12
Ducato (243, 244, 245, 247)	04.02→12.11	WP55	WP53		CT55	CT53	3A	12
Ducato (250, 251, 290)	06.06→				CT65	CT55	3H-8	28
Egea	11.15→				CT65	CT40	3H-8	28
Fiorino 07 (225..)	12.07→				CT65	CT48	3F	1
Fiorino 93 (255..)	09.93→12.01	WP45	WP45		CT45	CT45	3A	12
Freemont (JC)	06.11→12.15	WP60	WP48		CT60	CT48	3A	12
Fullback	05.16→	WP55	WP45		CT55	CT45	3A	12










EASY SET OE & UP			HYBRID		REAR FLAT REAR PLASTIC		WINTER				
											
							W55	W55	3H-8	28	
						RP12	5E	W60	W35	3H-8	28
SetUP4545	E3	12	H45	H48				W45	W48	3A	12
								W60		3A	12
								W60	W35	3H-8	28
						RP12	5E	W65	W35	3H-8	28
						RP12	5E	W65	W35	3H-8	28
SetUP4848	E3	12						W48	W48	3A	12
SetUP5550	E3	12						W55	W50	3A	12
SetUP5550	E3	12						W55	W50	3A	12
SetOE6045	3H-2	28				RP12	5E	W60	W45	3H-8	28
SetUP4848	E3	12						W48	W48	3A	12
SetUP5348	E3	12						W53	W48	3A	12
SetUP5045	E3	12						W50	W48	3A	12
								W60	W40	3B-2	41
SetUP5345	E3	12						W55	W45	3A	12
SetOE6040	3H-2	28				RF15	7A+7C	W60	W40	3H-8	28
SetUP5345	E3	12						W55	W45	3A	12
SetOE6040	3H-2	28				RF15	7A+7C	W60	W40	3H-8	28
SetUP5553	E3	12						W55	W53	3A	12
SetUP5553	E3	12						W55	W53	3A	12
SetOE6555	3H-2	28						W65	W55	3H-8	28
SetOE6540	3H-2	28						W65	W40	3H-8	28
SetOE6548	3F	1						W65	W48	3F	1
SetUP4545	E3	12						W45	W45	3A	12
SetUP6045	E3	12				RP12	5A	W60	W48	3A	12
SetUP5345	E3	12						W55	W45	3A	12












TOEPASSINGEN VOOR AUTO'S

FOR/FÜR 	 31	METAL			CLEANTECH			
								
Grande Punto (199..)	10.05→12.11				CT65	CT38	3A	26
Idea (350)	01.04→12.05	WP55	WP40		CT55	CT40	3A	12
Idea (350)	01.06→03.08	WP55	WP35		CT55	CT38	3A	12
Idea (350)	04.08→12.12				CT58	CT38	3H-8	28
Linea (323)	03.07→				CT65	CT38	3A	26
Marea (185..)	10.96→12.02	WP55	WP48		CT55	CT48	3A	12
Marengo (259..)	02.90→12.96	WP50	WP50		CT50	CT50	3A	12
Marengo (285..)	01.97→09.02	WP55	WP48		CT55	CT48	3A	12
Multipla (186..)	01.99→12.05	WP60	WP53		CT60	CT53	3A	12
Multipla (186..)	01.06→12.10				CT60	CT55	3A	26
Palio (178..)	03.98→12.11	WP55	WP45		CT55	CT45	3A	12
Palio Weekend (178..)	09.97→12.08	WP55	WP45		CT55	CT45	3A	12
Panda (141..)	01.93→09.03	WP40	WP40		CT40	CT40	3A	12
Panda (169..)	10.03→12.12	WP55	WP40		CT55	CT40	3A	12
Panda (312..)	02.12→				CT60	CT38	3H-8	28
Punto (176..)	08.93→08.99	WP55	WP40		CT55	CT40	3A	12
Punto (188..)	07.99→12.10	WP55	WP45		CT55	CT45	3A	12
Punto (199..)	01.12→				CT65	CT38	3A	26
Punto Cabrio (176..)	04.94→08.99	WP55	WP40		CT55	CT40	3A	12
Punto Evo (199..)	10.09→12.12				CT65	CT38	3A	26
Punto Grande (199..)	10.05→12.11				CT65	CT38	3A	26
Punto GT (176..)	08.93→08.99	WP55	WP40		CT55	CT40	3A	12
Punto VAN (276..)	05.97→08.99	WP55	WP40		CT55	CT40	3A	12
Punto VAN (288..)	05.99→12.10	WP55	WP45		CT55	CT45	3A	12
Qubo (300..)	09.08→				CT65	CT48	3F	1
Scudo (222..)	10.95→01.07	WP65	WP50		CT65	CT50	3A	12
Scudo (272..)	01.07→04.16	WP65	WP50		CT65	CT50	3A	12
Sedici (189..)	05.06→12.14	WP65			CT65		3A	12
Seicento (187..)	03.98→12.10	WP48	WP48		CT48	CT48	3A	12










EASY SET OE & UP			HYBRID		REAR FLAT REAR PLASTIC		WINTER			
										
							W65	W35	3A	26
SetUP5540	E3	12					W55	W40	3A	12
							W55	W35	3A	12
							W55	W35	3H-8	28
							W65	W35	3A	26
SetUP5548	E3	12					W55	W48	3A	12
SetUP5050	E3	12					W50	W50	3A	12
SetUP5548	E3	12					W55	W48	3A	12
SetUP6053	E3	12					W60	W53	3A	12
SetOE6053	3D-2	26					W60	W55	3A	26
SetUP5345	E3	12					W55	W45	3A	12
SetUP5345	E3	12					W55	W45	3A	12
							W40	W40	3A	12
SetUP5540	E3	12					W55	W40	3A	12
					RP12	5E	W60	W35	3H-8	28
SetUP5540	E3	12					W55	W40	3A	12
SetUP5345	E3	12					W55	W45	3A	12
							W65	W35	3A	26
SetUP5540	E3	12					W55	W40	3A	12
							W65	W35	3A	26
							W65	W35	3A	26
SetUP5540	E3	12					W55	W40	3A	12
SetUP5540	E3	12					W55	W40	3A	12
SetUP5345	E3	12					W55	W45	3A	12
SetOE6548	3F	1					W65	W48	3F	1
							W65	W50	3A	12
					RP14	5D	W65	W50	3A	12
					RP10	5B	W65		3A	12
SetUP4848	E3	12					W48	W48	3A	12

TOEPASSINGEN VOOR AUTO'S










FOR/FÜR 		METAL			CLEANTECH			
								
Siena (178..)	04.97→12.01	WP55	WP45		CT55	CT45	3A	12
Stilo (192..)	10.01→06.05	WP53	WP45		CT53	CT45	3A	12
Stilo (192..)	07.05→12.07				CT55	CT48	3A	26
Stilo Multi Wagon (192..)	10.02→06.05	WP53	WP45		CT53	CT45	3A	12
Stilo Multi Wagon (192..)	07.05→12.07				CT55	CT48	3A	26
Strada (278)	03.99→12.11	WP55	WP45		CT55	CT45	3A	12
Talento 16 (296)	06.16→				CT65	CT48	3H-8	28
Talento 16 (296)	06.16→				CT65	CT48	3H-8	28
Tempra (159)	02.90→12.98	WP50	WP50		CT50	CT50	3A	12
Tempra SW (159)	02.90→12.98	WP50	WP50		CT50	CT50	3A	12
Tipo (160..)	12.90→10.95	WP50	WP50	WP35	CT50	CT50	3A	12
Tipo (356)	11.15→				CT65	CT40	3H-8	28
Tipo Hatchback (357)	11.15→				CT65	CT40	3H-8	28
Tipo Station Wagon (358)	06.16→				CT65	CT40	3H-8	28
Ulysse (121..)	09.94→09.02	WP65	WP50	WP40	CT65	CT50	3A	12
Ulysse (179..)	10.02→10.05	WP65	WP65		CT65	CT65	3A	12
Ulysse (179..)	11.05→12.10	WP65	WP65		CT65	CT65	3A	12
Uno (146..)	09.87→12.00	WP45			CT45		3A	12
Uno (158..)	01.96→12.10	WP45			CT45		3A	12
FORD								
B-MAX	08.12→				CT75	CT65	3A	26
C-MAX I (07)	03.07→07.10				CT65	CT48	3B-2	41
C-MAX II (15)	04.15→				CT75	CT60	3A	26
C-MAX II (11)	08.10→03.15				CT75	CT60	3A	26
Cougar	08.98→12.00	WP55	WP50	WP55	CT55	CT50	3A	12
Ecosport (14)	10.13→10.17				CT55	CT40	3H-8	27
Ecosport (14)	10.16→				CT55	CT40	3H-8	27
Ecosport (14)	11.17→				CT55	CT40	3H-8	27
Edge 16	01.16→				CT70	CT70	3A	26












EASY SET OE & UP			HYBRID		REAR FLAT REAR PLASTIC		WINTER			
										
SetUP5345	E3	12					W55	W45	3A	12
SetUP5345	E3	12			RP14	5D	W53	W45	3A	12
					RP14	5D	W55	W48	3A	26
SetUP5345	E3	12					W53	W45	3A	12
							W55	W48	3A	26
SetUP5345	E3	12					W55	W45	3A	12
SetOE6548	3H-2	28					W65	W48	3H-8	28
SetOE6548	3H-2	28					W65	W48	3H-8	28
SetUP5050	E3	12					W50	W50	3A	12
SetUP5050	E3	12					W50	W50	3A	12
SetUP5050	E3	12					W50	W50	3A	12
SetOE6540	3H-2	28					W65	W40	3H-8	28
SetOE6540	3H-2	28					W65	W40	3H-8	28
SetOE6540	3H-2	28					W65	W40	3H-8	28
							W65	W50	3A	12
					RP14	5D	W65	W65	3A	12
					RP14	5D	W65	W65	3A	12
							W45		3A	12
							W45		3A	12
SetOE6548	3B-2	41					W65	W48	3B-2	41
SetUP5550	E3	12					W55	W50	3A	12
							W55	W40	3H-8	27
							W55	W40	3H-8	27
							W55	W40	3H-8	27

TOEPASSINGEN VOOR AUTO'S










FOR/FÜR 		METAL			CLEANTECH			
								
Endeavour		WP45	WP45		CT45	CT45	3A	12
Escort VII (95)	01.95→09.01	WP50	WP50	WP50	CT50	CT50	3A	12
Escort VII Cabrio (95)	01.95→09.01	WP50	WP50		CT50	CT50	3A	12
Escort VII Express (95)	01.95→09.01	WP50	WP50		CT50	CT50	3A	12
Escort VII Turnier (95)	01.95→09.01	WP50	WP50	WP35	CT50	CT50	3A	12
Explorer	10.01→	WP55	WP55		CT55	CT55	3A	12
Explorer	09.10→				CT65	CT55	3A	26
Explorer (EX)	01.91→08.01	WP45	WP45		CT45	CT45	3A	12
Festiva	01.93→10.00	WP50	WP45		CT50	CT45	3A	12
Fiesta III Courier (89)	09.91→08.96	WP48	WP48		CT48	CT48	3A	12
Fiesta IV/V (96)	10.95→12.02	WP48	WP48		CT48	CT48	3A	12
Fiesta IV/V Courier (96)	10.95→12.02	WP48	WP48		CT48	CT48	3A	12
Fiesta VI (02)	11.01→09.08	WP55	WP40	WP28	CT55	CT40	3A	12
Fiesta VII (08)	07.08→11.12				CT65	CT38	3H-8	28
Fiesta VII (13)	11.12→				CT65	CT40	3H-8	28
Fiesta VIII (17)	05.17→				CT70	CT35	3H-8	27
Five Hundred	09.05→08.07				CT60	CT50	3B-2	41
Focus C-MAX (04)	06.03→03.07				CT65	CT48	3B-2	41
Focus I (99)	08.98→05.05	WP55	WP48	WP35	CT55	CT48	3A	12
Focus I Sedan (99)	08.98→05.05	WP55	WP48		CT55	CT48	3A	12
Focus I Turnier (99)	11.98→05.05	WP55	WP48	WP28	CT55	CT48	3A	12
Focus II (04)	07.04→01.06				CT65	CT43	3B-2	41
Focus II (04,08)	02.06→12.11				CT65	CT43	3B-2	41
Focus II Cabriolet (06)	07.06→07.10				CT65	CT43	3B-2	41
Focus II Sedan (04)	07.04→01.08				CT65	CT43	3B-2	41
Focus II Turnier (04,08)	07.04→10.08				CT65	CT43	3B-2	41
Focus II Turnier (08)	11.08→12.11				CT65	CT43	3B-2	41
Focus II Turnier (08)	11.08→12.11				CT65	CT40	3B-2	41
Focus III (11,15)	01.11→				CT70	CT70	3H-8	28












TOEPASSINGEN VOOR AUTO'S

FOR/FÜR 		METAL			CLEANTECH			
								
Focus III Sedan (11,15)	01.11→				CT70	CT70	3H-8	28
Focus III Turnier (11,15)	01.11→				CT70	CT70	3H-8	28
Focus IV	05.18→				CT65	CT50	3H-8	28
Fusion (02)	10.02→06.12	WP55	WP40	WP28	CT55	CT40	3A	12
Galaxy (95)	02.95→03.00	WP70	WP65	WP40	CT70	CT65	3A	12
Galaxy (00)	04.00→04.01	WP70	WP65	WP40	CT70	CT65	3A	12
Galaxy (00)	04.01→08.06				CT70	CT70	3B-2	41
Galaxy (06)	03.06→11.08				CT75	CT65	3H-8	28
Galaxy (06)	12.08→12.14				CT75	CT65	3H-8	28
Galaxy (15)	05.15→				CT75	CT75	3A	26
Grand C-MAX (11)	08.10→03.15				CT75	CT60	3A	26
Grand C-MAX (15)	04.15→				CT75	CT60	3A	26
Ka I (97)	09.96→09.08	WP48	WP43		CT48	CT43	3A	12
Ka II (08)	09.08→10.10	WP60			CT60		3A	12
Ka II (08)	11.10→05.16				CT60	CT35	3H-8	28
KA+	07.16→				CT55	CT40	3H-8	28
Kuga I (CBV)	02.08→11.12				CT60	CT43	3H-8	28
Kuga II (DM2)	11.12→				CT70	CT70	3A	26
Maverick (94,96)	06.93→12.98	WP53	WP50	WP28	CT53	CT50	3A	12
Maverick (1EZ,1N2)	10.00→01.07	WP48	WP48		CT48	CT48	3A	12
Mondeo I (93)	01.93→07.96	WP53	WP50	WP55	CT53	CT50	3A	12
Mondeo I Sedan (93)	01.93→07.96	WP53	WP50		CT53	CT50	3A	12
Mondeo I Turnier (93)	04.93→07.96	WP53	WP50	WP35	CT53	CT50	3A	12
Mondeo II (97)	08.96→09.00	WP53	WP50	WP55	CT53	CT50	3A	12
Mondeo II Sedan (97)	08.96→09.00	WP53	WP50	WP50	CT53	CT50	3A	12
Mondeo II Turnier (97)	08.96→09.00	WP53	WP50	WP35	CT53	CT50	3A	12
Mondeo III (01)	10.00→03.07	WP55	WP50	WP48	CT55	CT50	3A	12
Mondeo III Sedan (01)	10.00→03.07	WP55	WP50		CT55	CT50	3A	12
Mondeo III Turnier (01)	10.00→03.07	WP55	WP50	WP28	CT55	CT50	3A	12










EASY SET OE & UP			HYBRID		REAR FLAT REAR PLASTIC		WINTER			
										
SetOE7070	3H-2	28								
SetOE7070	3H-2	28								
SetOE6548	3H-2	28					W65	W50	3H-8	28
SetUP5540	E3	12					W55	W40	3A	12
SetOE7070	3B-2	41								
					RF13	7A+7D				
							W48	W40	3A	12
					RP12	5E	W60		3A	12
					RP12	5E	W60	W35	3H-8	28
							W55	W40	3H-8	28
SetOE6040	3H-2	28					W60	W40	3H-8	28
					RF11	7A+7D				
SetUP5348	E3	12					W53	W50	3A	12
SetUP4848	E3	12					W48	W48	3A	12
SetUP5348	E3	12					W53	W50	3A	12
SetUP5348	E3	12					W53	W50	3A	12
SetUP5348	E3	12					W53	W50	3A	12
SetUP5348	E3	12					W53	W50	3A	12
SetUP5348	E3	12					W53	W50	3A	12
SetUP5348	E3	12					W53	W50	3A	12
SetUP5348	E3	12					W53	W50	3A	12
SetUP5550	E3	12					W55	W50	3A	12
SetUP5550	E3	12					W55	W50	3A	12
SetUP5550	E3	12					W55	W50	3A	12











TOEPASSINGEN VOOR AUTO'S

FOR/FÜR 	 31	METAL			CLEANTECH			
								
Mondeo IV (07)	02.07→12.14				CT65	CT48	3H-8	28
Mondeo IV Sedan (07)	02.07→12.14				CT65	CT48	3H-8	28
Mondeo IV Turnier (07)	02.07→12.14				CT65	CT48	3H-8	28
Mondeo V (15)	09.14→				CT65	CT65	3A	26
Mondeo V Sedan (15)	09.14→				CT65	CT65	3A	26
Mondeo V Turnier (15)	09.14→				CT65	CT65	3A	26
Mustang	09.04→02.09	WP55	WP50		CT55	CT50	3A	12
Mustang	03.09→				CT55	CT50	3A	26
Puma	06.97→12.01	WP48	WP48	WP48	CT48	CT48	3A	12
Ranger	06.94→06.09	WP45	WP45		CT45	CT45	3A	12
Ranger (TKE)	09.11→08.15	WP60	WP40		CT60	CT40	3A	12
Ranger (TKE)	09.15→				CT60	CT38	3H-8	28
S-MAX (06)	03.06→01.09				CT75	CT65	3H-8	28
S-MAX (06)	02.09→12.14				CT75	CT65	3H-8	28
S-MAX (15)	05.15→				CT75	CT75	3A	26
Streetka	12.02→12.05	WP48	WP48		CT48	CT48	3A	12
Tourneo Connect (02)	05.02→12.13	WP55	WP50	WP35	CT55	CT50	3A	12
Tourneo Connect (13)	09.13→				CT75	CT75	3A	26
Tourneo Courier	04.14→				CT70	CT38	3A	26
Tourneo Custom (13)	09.12→				CT75	CT70	3H-8	28
Transit (95)	08.94→08.00	WP55	WP53	WP35	CT55	CT53	3A	12
Transit (00)	01.00→07.06	WP65	WP55	WP40	CT65	CT55	3A	12
Transit (06,12)	04.06→12.13	WP65	WP55	WP40	CT65	CT55	3A	12
Transit (14)	01.14→				CT75	CT50	3H-8	28
Transit Connect (02)	05.02→12.13	WP55	WP50	WP35	CT55	CT50	3A	12
Transit Connect (13)	09.13→				CT75	CT75	3A	26
Transit Courier	04.14→				CT70	CT38	3A	26
Transit Custom (13)	09.12→				CT75	CT70	3H-8	28
Transit Tourneo (95)	08.94→08.00	WP55	WP53	WP35	CT55	CT53	3A	12










EASY SET OE & UP			HYBRID		REAR FLAT REAR PLASTIC		WINTER			
										
SetOE6548	3H-2	28					W65	W48	3H-8	28
SetOE6548	3H-2	28					W65	W48	3H-8	28
SetOE6548	3H-2	28					W65	W48	3H-8	28
SetOE6565	3D-2	26					W65	W65	3A	26
SetOE6565	3D-2	26					W65	W65	3A	26
SetOE6565	3D-2	26			RF11	7A+7D	W65	W65	3A	26
SetUP5550	E3	12					W55	W50	3A	12
							W55	W50	3A	26
SetUP4848	E3	12					W48	W48	3A	12
SetUP4545	E3	12					W45	W45	3A	12
SetUP6040	E3	12					W60	W40	3A	12
							W60	W35	3H-8	28
					RF13	7A+7D				
SetUP4848	E3	12					W48	W48	3A	12
SetUP5550	E3	12					W55	W50	3A	12
					RP14	5D				
SetUP5553	E3	12					W55	W53	3A	12
							W65	W55	3A	12
							W65	W55	3A	12
SetUP5550	E3	12					W55	W50	3A	12
					RP14	5D				
SetUP5553	E3	12					W55	W53	3A	12

TOEPASSINGEN VOOR AUTO'S










FOR/FÜR 		METAL			CLEANTECH			
								
Transit Tourneo (00)	08.00→07.06	WP65	WP55	WP40	CT65	CT55	3A	12
Transit Tourneo (06,12)	04.06→09.11	WP65	WP55	WP40	CT65	CT55	3A	12
MERCEDES BENZ								
A-Class (168)	10.97→08.04	WP65	WP55	WP35	CT65	CT55	3A	12
A-Class (169)	09.04→06.12				CT65	CT58	3A	26
A-Class (176)	06.12→06.15				CT60	CT48	3A	26
A-Class (176)	07.15→				CT60	CT48	3U	20
A-Class (177)	02.18→				CT60	CT48	3U	20
B-Class (245)	04.05→05.11				CT65	CT58	3A	26
B-Class (246)	09.11→06.15				CT65	CT48	3A	26
B-Class (246)	07.15→				CT65	CT48	3U	20
C-Class (202)	03.93→08.00	WP60			CT60		3A	12
C-Class (203)	05.00→06.03	WP60			CT60		3A	12
C-Class (203)	07.03→08.07				CT55	CT55	3C	19
C-Class (204)	01.07→11.08				CT60	CT60	3B-2	41
C-Class (204)	12.08→04.13				CT60	CT60	3B-2	41
C-Class (204)	03.13→12.14				CT60	CT60	3H-8	28
C-Class (205)	11.13→10.14				CT55	CT55	3A	26
C-Class (205)	08.14→				CT55	CT55	3U	20
C-Class (Cabrio) (205)	04.16→				CT55	CT55	3U	20
C-Class (Sportcoupe) (203)	01.01→06.03	WP60			CT60		3A	12
C-Class (Sportcoupe) (203)	07.03→02.08				CT55	CT55	3C	19
C-Class (T-Modell) (203)	01.01→06.03	WP60		WP35	CT60		3A	12
C-Class (T-Modell) (203)	07.03→08.07				CT55	CT55	3C	19
C-Class (T-Modell) (204)	09.07→11.08				CT60	CT60	3B-2	41
C-Class (T-Modell) (204)	12.08→04.13				CT60	CT60	3B-2	41
C-Class (T-Modell) (204)	03.13→12.14				CT60	CT60	3H-8	28
C-Class (T-Modell) (205)	05.14→10.14				CT55	CT55	3A	26
C-Class (T-Modell) (205)	08.14→				CT55	CT55	3U	20

EASY SET OE & UP			HYBRID		REAR FLAT REAR PLASTIC		WINTER			
										
							W65	W55	3A	12
							W65	W55	3A	12
							W65	W55	3A	12
							W65	W55	3A	26
SetOE6048	3D-2	26					W60	W48	3A	26
					RF10	7A+7C				
					RF10	7A+7C				
					RP12	5E	W65	W55	3A	26
							W65	W48	3A	26
							W60		3A	12
							W60		3A	12
SetOE5555	3C	19					W55	W55	3C	19
SetOE6060	3B-2	41			RP12	5E	W60	W60	3B-2	41
SetOE6060	3B-2	41			RP12	5E	W60	W60	3B-2	41
SetOE6060	3H-2	28			RP12	5E	W60	W60	3H-8	28
SetOE5555	3D-2	26					W55	W55	3A	26
					RF11	7A+7C				
							W60		3A	12
SetOE5555	3C	19					W55	W55	3C	19
							W60		3A	12
SetOE5555	3C	19					W55	W55	3C	19
SetOE6060	3B-2	41					W60	W60	3B-2	41
SetOE6060	3B-2	41					W60	W60	3B-2	41
SetOE6060	3H-2	28					W60	W60	3H-8	28
SetOE5555	3D-2	26					W55	W55	3A	26










TOEPASSINGEN VOOR AUTO'S












FOR/FÜR 	 31	METAL			CLEANTECH			
								
C-Class (T-Modell) (202)	05.96→02.01	WP60		WP40	CT60		3A	12
C-Class Coupé (204)	03.11→04.13				CT60	CT60	3B-2	41
C-Class Coupé (205)	10.15→				CT55	CT55	3U	20
Citan	07.12→				CT58	CT53	3F	1
CLA-Class (117)	12.12→06.15				CT60	CT48	3A	26
CLA-Class (117)	07.15→				CT60	CT48	3U	20
CLA-Class Shooting Brake (117)	01.15→06.15				CT60	CT48	3A	26
CLA-Class Shooting Brake (117)	07.15→				CT60	CT48	3U	20
CLC-Class (203)	03.08→10.10				CT55	CT55	3C	19
CL-Class (Coupé) (215)	03.00→08.06				CT65	CT65	3B-2	41
CL-Class (Coupé) (216)	06.06→				CT65	CT65	3B-2	41
CL-Class (Coupé) (140)	06.96→08.99	WP70	WP60		CT70	CT60	3A	12
CL-Class (Coupé) (215)	09.99→02.00	WP65	WP65		CT65	CT65	3A	12
CLK-Class (Cabrio) (208)	09.96→01.03	WP55			CT55		3A	12
CLK-Class (Cabrio) (209)	09.01→12.09				CT55	CT55	3C	19
CLK-Class (Coupé) (208)	01.97→09.02	WP55			CT55		3A	12
CLK-Class (Coupé) (209)	08.01→04.09				CT55	CT55	3C	19
CLS-Class (219)	06.04→02.11				CT65	CT65	3B-2	41
CLS-Class Coupé (218)	07.10→02.14				CT60	CT60	3B-2	41
CLS-Class Coupé (218)	03.14→				CT60	CT60	3H-8	28
CLS-Class Coupé (257)	12.17→				CT60	CT55	3U	20
CLS-Class Shooting Brake (218)	06.12→02.14				CT60	CT60	3B-2	41
CLS-Class Shooting Brake (218)	03.14→				CT60	CT60	3H-8	28
E-Class (124)	07.93→07.95	WP60			CT60		3A	12
E-Class (210)	06.95→08.03	WP60			CT60		3A	12
E-Class (212)	08.08→02.14				CT60	CT60	3B-2	41
E-Class (212)	03.14→				CT60	CT60	3H-8	28
E-Class (211)	03.02→08.09				CT65	CT65	3B-2	41
E-Class (213)	01.16→				CT60	CT55	3U	20

TOEPASSINGEN VOOR AUTO'S










FOR/FÜR 	 31	METAL			CLEANTECH			
								
E-Class (Cabrio) (207)	01.10→04.13				CT60	CT60	3B-2	41
E-Class (Cabrio) (207)	01.13→				CT60	CT60	3H-8	28
E-Class (Cabrio) (238)	06.17→				CT60	CT55	3U	20
E-Class (Cabrio) (124)	05.93→06.98	WP60			CT60		3A	12
E-Class (Coupé) (207)	02.09→04.13				CT60	CT60	3B-2	41
E-Class (Coupé) (207)	01.13→				CT60	CT60	3H-8	28
E-Class (Coupé) (238)	12.16→				CT60	CT60	3U	20
E-Class (Coupé) (124)	07.93→06.98	WP60			CT60		3A	12
E-Class (T-Modell) (212)	08.09→02.14				CT60	CT60	3B-2	41
E-Class (T-Modell) (212)	03.14→08.16				CT60	CT60	3H-8	28
E-Class (T-Modell) (124)	07.93→05.96	WP60		WP45	CT60		3A	12
E-Class (T-Modell) (210)	05.96→02.03	WP60		WP40	CT60		3A	12
E-Class (T-Modell) (211)	02.03→08.09				CT65	CT65	3B-2	41
E-Class (T-Modell) (213)	06.16→				CT60	CT55	3U	20
GLA-Class (156)	10.13→06.15				CT60	CT48	3A	26
GLA-Class (156)	07.15→				CT60	CT48	3U	20
GLC-Class (253)	07.15→				CT55	CT55	3U	20
GLC-Class (Coupé) (253)	06.16→				CT55	CT55	3U	20
GL-Class (164)	02.06→12.12				CT70	CT53	3A	26
GL-Class (166)	08.12→09.15				CT65	CT58	3H-8	28
GLE-Class (166)	04.15→				CT65	CT58	3H-8	28
GLE-Class (Coupé) (292)	04.15→				CT65	CT58	3H-8	28
GLK-Class (204)	06.08→				CT55	CT45	3B-2, 3H-8	27
GLK-Class (204)	06.08→01.14				CT55	CT48	3B-2	41
GLK-Class (204)	02.14→				CT55	CT48	3H-8	28
GLS-Class (166)	09.15→				CT65	CT58	3H-8	28
ML-Class (163)	03.98→06.05	WP55	WP53	WP43	CT55	CT53	3A	12
ML-Class (164)	03.05→08.11				CT70	CT53	3A	26
ML-Class (166)	06.11→08.11				CT70	CT53	3A	26












TOEPASSINGEN VOOR AUTO'S

FOR/FÜR 		METAL			CLEANTECH			
								
ML-Class (166)	09.11→04.15				CT65	CT58	3H-8	28
R-Class (251)	09.05→10.12				CT70	CT53	3A	26
S-Class (140)	02.91→09.98	WP70	WP60		CT70	CT60	3A	12
S-Class (220)	10.98→02.00	WP65	WP65		CT65	CT65	3A	12
S-Class (220)	03.00→08.06				CT65	CT65	3B-2	41
S-Class (221)	09.05→12.13				CT65	CT65	3B-2	41
S-Class (222)	05.13→				CT65	CT55	3A	26
S-Class (Coupé) (140)	09.92→09.97	WP70	WP60		CT70	CT60	3A	12
SLC-Class (172)	12.15→				CT55	CT55	3A	26
SL-Class (230)	10.01→11.12				CT65	CT65	3B-2	41
SLK-Class (170)	09.96→03.04	WP55	WP53		CT55	CT53	3A	12
SLK-Class (171)	04.04→02.11				CT55	CT55	3A	26
SLK-Class (172)	01.11→12.15				CT55	CT55	3A	26
SLR-Class (199)	04.04→12.09				CT65	CT65	3B-2	41
Sprinter (NCV3)	04.06→				CT65	CT60	3A	26
Sprinter (T1N)	02.95→05.06	WP60	WP53		CT60	CT53	3A	12
Sprinter Classic (909)	11.13→	WP60	WP53		CT60	CT53	3A	12
Vaneo (414)	02.02→01.04	WP65	WP55	WP35	CT65	CT55	3A	12
Vaneo (414)	02.04→08.05				CT65	CT58	3A	26
V-Class (447)	04.14→				CT70	CT45	3U	20
V-Class (638T0N)	04.96→09.03	WP65	WP55	WP45	CT65	CT55	3A	12
Viano (639T0N)	09.03→08.05	WP70	WP65	WP40	CT70	CT65	3A	12
Viano (639T0N)	09.05→08.10				CT70	CT65	3A	26
Viano (639T0N)	09.10→12.14				CT70	CT65	3A	26
Vito (639T0N)	10.03→08.05	WP70	WP65	WP40	CT70	CT65	3A	12
Vito (639T0N)	09.05→08.10				CT70	CT65	3A	26
Vito (639T0N)	09.10→12.14				CT70	CT65	3A	26
Vito (447)	09.14→				CT70	CT45	3U	20
Vito (638T0N)	11.95→09.03	WP65	WP55	WP45	CT65	CT55	3A	12










EASY SET OE & UP			HYBRID		REAR FLAT REAR PLASTIC		WINTER			
										
SetOE6555	3H-2	28					W65	W55	3H-8	28
							W65	W65	3A	12
SetOE6565	3B-2	41					W65	W65	3B-2	41
SetOE6565	3B-2	41					W65	W65	3B-2	41
							W65	W55	3A	26
SetOE5555	3D-2	26					W55	W55	3A	26
SetOE6565	3B-2	41					W65	W65	3B-2	41
SetUP5553	E3	12					W55	W53	3A	12
SetOE5555	3D-2	26					W55	W55	3A	26
SetOE5555	3D-2	26					W55	W55	3A	26
SetOE6565	3B-2	41					W65	W65	3B-2	41
					RF17	7A+7C	W65	W60	3A	26
SetUP6053	E3	12					W60	W53	3A	12
SetUP6053	E3	12					W60	W53	3A	12
							W65	W55	3A	12
							W65	W55	3A	26
					RF16	7A+7C				
							W65	W55	3A	12
					RF15	7A+7C				
					RF16	7A+7C				
							W65	W55	3A	12












TOEPASSINGEN VOOR AUTO'S

FOR/FÜR		METAL			CLEANTECH			
								
X-Class (470)	09.17→	WP58	WP45		CT58	CT45	3A	12
MINI (BMW)								
Mini (R50,R53)	06.01→07.04	WP45	WP45		CT45	CT45	3A	12
Mini (R50,R53)	08.04→11.06	WP45	WP45		CT45	CT45	3A	12
Mini (R56)	11.06→03.12	WP45	WP45		CT45	CT45	3A	12
Mini (R56)	04.12→11.13				CT45	CT48	3F	1
Mini (F55,F56)	09.13→	WP45	WP48		CT45	CT48	3A	12
Mini Cabrio (R52,R57)	07.04→03.12	WP45	WP45		CT45	CT45	3A	12
Mini Cabrio (R57)	04.12→				CT45	CT48	3F	1
Mini Cabrio (F57)	03.16→	WP45	WP48		CT45	CT48	3A	12
Mini Clubman (R55)	11.07→03.12	WP45	WP45		CT45	CT45	3A	12
Mini Clubman (R55)	04.12→08.14				CT45	CT48	3F	1
Mini Clubman (F54)	09.15→				CT55	CT50	3H-8	27
Mini Clubvan (R55)	02.13→06.14				CT45	CT48	3F	1
Mini Countryman (R60)	09.10→				CT48	CT50	3A	26
Mini Countryman (R60)	09.16→				CT58	CT53	3A	12
Mini Coupé (R58)	09.11→				CT50	CT50	3A	26
Mini Coupé Roadster (R59)	02.12→				CT50	CT50	3A	26
Mini Paceman (R61)	03.13→				CT48	CT50	3A	26
NISSAN								
300 ZX (Z32)	01.90→08.96	WP53	WP53	WP48	CT53	CT53	3A	12
350 Z (Z33)	12.03→04.09	WP50	WP45		CT50	CT45	3A	12
350 Z Cabriolet (Z33)	09.03→04.09	WP50	WP45		CT50	CT45	3A	12
350 Z Coupé (Z33)	09.02→04.09	WP50	WP45		CT50	CT45	3A	12
370Z	10.09→	WP53	WP48		CT53	CT48	3A	12
Almera (G15RA)	11.12→	WP55	WP43		CT55	CT43	3A	12
Almera (Classic) (B10)	01.06→11.12	WP55	WP40		CT55	CT40	3A	12
Almera Hatchback (N15)	07.95→04.00	WP53	WP48	WP35	CT53	CT48	3A	12
Almera Hatchback (N16E)	01.00→09.02	WP55	WP40	WP35	CT55	CT40	3A	12










EASY SET OE & UP			HYBRID		REAR FLAT REAR PLASTIC		WINTER				
											
							W55	W45	3A	12	
SetUP4545	E3	12						W45	W45	3A	12
SetUP4545	E3	12			RP12	5E		W45	W45	3A	12
SetUP4545	E3	12						W45	W45	3A	12
								W45	W48	3F	1
SetUP4545	E3	12	H45	H48				W45	W48	3A	12
SetUP4545	E3	12						W45	W45	3A	12
								W45	W48	3F	1
SetUP4545	E3	12						W45	W48	3A	12
SetUP4545	E3	12			RF11	7A+7C		W45	W45	3A	12
					RF11	7A+7C		W45	W48	3F	1
					RP10	5B		W55	W50	3H-8	27
					RF11	7A+7C		W45	W48	3F	1
					RF10	7A		W48	W50	3A	26
								W50	W50	3A	26
								W50	W50	3A	26
					RF11	7A+7D		W48	W50	3A	26
SetUP5353	E3	12						W53	W53	3A	12
SetUP5045	E3	12						W50	W45	3A	12
SetUP5045	E3	12						W50	W45	3A	12
SetUP5045	E3	12						W50	W45	3A	12
								W53	W48	3A	
SetUP5540	E3	12			RP14	5B		W55	W40	3A	12
SetUP5540	E3	12						W55	W40	3A	12
SetUP5348	E3	12						W53	W48	3A	12
SetUP5540	E3	12						W55	W40	3A	12












TOEPASSINGEN VOOR AUTO'S

FOR/FÜR 	 31	METAL			CLEANTECH			
								
Almera Hatchback (N16E)	10.02→11.06	WP55	WP40		CT55	CT40	3A	12
Almera Sedan (N15)	07.95→04.00	WP53	WP48		CT53	CT48	3A	12
Almera Sedan (N16, N16E)	04.00→11.06	WP55	WP40		CT55	CT40	3A	12
Almera Tino (V10M)	05.00→12.05	WP65	WP45	WP50	CT65	CT45	3A	12
Altima (L32/CL32)	11.06→	WP65	WP43		CT65	CT43	3A	12
Cabstar (TLO)	10.98→08.06	WP45	WP45		CT45	CT45	3A	12
Cabstar (F24)	09.06→	WP50	WP50		CT50	CT50	3A	12
Cefiro	02.99→05.08	WP65	WP45		CT65	CT45	3A	12
Cube (Z12)	08.09→03.11	WP50	WP50		CT50	CT50	3A	12
Elgrand	10.02→	WP65	WP40		CT65	CT40	3A	12
Evalia (M20M)	01.11→	WP55	WP40		CT55	CT40	3A	12
Frontier	01.04→	WP45	WP45		CT45	CT45	3A	12
Grand Livina	01.07→	WP60	WP35		CT60	CT35	3A	12
Interstar (X70)	07.02→06.10	WP60	WP60		CT60	CT60	3A	12
Juke (F15)	07.10→03.17	WP58	WP35		CT58	CT35	3A	12
Juke (F15)	07.10→	WP58	WP35	WP28	CT58	CT35	3A	12
Juke (F15)	04.17→				CT60	CT35	3A	26
Kicks		WP65	WP40		CT65	CT40	3A	12
Kubistar (X76)	07.03→03.09	WP50	WP50	WP35	CT50	CT50	3A	12
Lannia	08.15→	WP65	WP35		CT65	CT35	3A	12
Latio	10.11→	WP55	WP40		CT55	CT40	3A	12
Leaf (ZE0E)	10.10→	WP65	WP40		CT65	CT40	3A	12
Leaf (ZE1E)	01.18→	WP65	WP40		CT65	CT40	3A	12
March	02.02→	WP50	WP45		CT50	CT45	3A	12
March	03.10→	WP53	WP35		CT53	CT35	3A	12
Maxima (A34)	02.03→05.08	WP65	WP40		CT65	CT40	3A	12
Maxima (A35)	09.08→	WP65	WP43		CT65	CT43	3A	12
Maxima QX (A32)	10.94→01.00	WP53	WP53		CT53	CT53	3A	12
Maxima QX (CA33)	01.00→01.06	WP65	WP45		CT65	CT45	3A	12










EASY SET OE & UP			HYBRID		REAR FLAT REAR PLASTIC		WINTER			
										
SetUP5540	E3	12			RP14	5D	W55	W40	3A	12
SetUP5348	E3	12					W53	W48	3A	12
SetUP5540	E3	12					W55	W40	3A	12
							W65	W45	3A	12
SetUP6540	E3	12	H65	H43			W65	W40	3A	12
SetUP4545	E3	12					W45	W45	3A	12
SetUP5050	E3	12					W50	W50	3A	12
							W65	W45	3A	
SetUP5050	E3	12			RP12	5B	W50	W50	3A	12
							W65	W40	3A	
SetUP5540	E3	12			RP14	5B	W55	W40	3A	12
							W45	W45	3A	
							W60	W35	3A	
							W60	W60	3A	12
							W55	W35	3A	12
							W55	W35	3A	12
							W60	W35	3A	26
							W65	W40	3A	
SetUP5050	E3	12					W50	W50	3A	12
							W65	W35	3A	
							W55	W40	3A	
SetUP6540	E3	12	H65	H40	RP10	5B	W65	W40	3A	12
SetUP6540	E3	12	H65	H40	RP14	5B	W65	W40	3A	12
							W50	W45	3A	
							W53	W35	3A	
SetUP6540	E3	12					W65	W40	3A	12
SetUP6540	E3	12	H65	H43			W65	W40	3A	12
SetUP5353	E3	12					W53	W53	3A	12
							W65	W45	3A	12

TOEPASSINGEN VOOR AUTO'S










FOR/FÜR 	 31	METAL			CLEANTECH			
								
Micra (K11E)	08.92→07.00	WP50	WP45	WP45	CT50	CT45	3A	12
Micra (K11E)	07.00→10.02	WP50	WP45		CT50	CT45	3A	12
Micra (K12E)	11.02→05.05	WP53	WP45		CT53	CT45	3A	12
Micra (K12E)	06.05→10.10	WP53	WP45		CT53	CT45	3A	12
Micra (K13K)	07.10→	WP53			CT53		3A	12
Micra (K14FR)	01.17→	WP65			CT65		3A	12
Micra CC (K12E)	09.05→10.10	WP53	WP45		CT53	CT45	3A	12
Murano (Z50)	09.02→12.08	WP65	WP45		CT65	CT45	3A	12
Murano (Z51)	06.08→	WP65	WP40		CT65	CT40	3A	12
Murano (Z51)	09.12→	WP65	WP40		CT65	CT40	3A	12
Murano (Z52R)	06.16→	WP65	WP45		CT65	CT45	3A	12
Navara (D22)	06.00→	WP48	WP48		CT48	CT48	3A	12
Navara (D40, D40M, D40T)	05.05→	WP60	WP48		CT60	CT48	3A	12
Navara (D23M)	11.15→	WP60	WP40		CT60	CT40	3A	12
Note (E11, E11E)	01.05→08.14	WP60			CT60		3A	12
Note (E12)	08.13→	WP65			CT65		3A	12
NP200	10.08→	WP50	WP50		CT50	CT50	3A	12
NP300 (D22)	09.08→	WP48	WP48		CT48	CT48	3A	12
NV200 (M20, M20M)	08.09→	WP55	WP40		CT55	CT40	3A	12
NV300 (X82)	09.16→				CT65	CT48	3H-8	28
NV400 (X62)	09.11→	WP65	WP65		CT65	CT65	3A	12
Pathfinder (R50)	10.97→10.04	WP55	WP50		CT55	CT50	3A	12
Pathfinder (R52R)	09.14→	WP65	WP43		CT65	CT43	3A	12
Pathfinder (R51)	01.05→11.14	WP60	WP48		CT60	CT48	3A	12
Patrol (Y62)	03.10→	WP60	WP45		CT60	CT45	3A	12
Patrol GR (Y61)	10.97→03.10	WP50	WP50	WP35	CT50	CT50	3A	12
Pickup (D22)	02.97→	WP48	WP48		CT48	CT48	3A	12
Pixo Hatchback (UA0)	03.09→	WP55			CT55		3A	12
Primastar (X83)	07.02→	WP60	WP53	WP35	CT60	CT53	3A	12












EASY SET OE & UP			HYBRID		REAR FLAT REAR PLASTIC		WINTER			
										
SetUP5045	E3	12					W50	W45	3A	12
SetUP5045	E3	12					W50	W45	3A	12
SetUP5345	E3	12					W53	W45	3A	12
SetUP5345	E3	12					W53	W45	3A	12
					RP12	5B	W53		3A	12
			H65				W65		3A	12
SetUP5345	E3	12					W53	W45	3A	12
					RP14	5B	W65	W45	3A	12
SetUP6540	E3	12					W65	W40	3A	12
SetUP6540	E3	12			RP12	5B	W65	W40	3A	12
			H65	H45	RP12	5B	W65	W45	3A	12
SetUP4848	E3	12					W48	W48	3A	12
SetUP6045	E3	12					W60	W48	3A	12
SetUP6040	E3	12					W60	W40	3A	12
					RP12	5B	W60		3A	12
					RP12	5B	W65		3A	12
SetUP5050	E3	12					W50	W50	3A	12
SetUP4848	E3	12					W48	W48	3A	12
SetUP5540	E3	12			RP14	5B	W55	W40	3A	12
SetOE6548	3H-2	28					W65	W48	3H-8	28
							W65	W65	3A	12
SetUP5550	E3	12					W55	W50	3A	12
SetUP6540	E3	12	H65	H43			W65	W40	3A	12
SetUP6045	E3	12			RP12	5B	W60	W48	3A	12
SetUP6045	E3	12			RP12	5B	W60	W45	3A	12
SetUP5050	E3	12					W50	W50	3A	12
SetUP4848	E3	12					W48	W48	3A	12
							W55		3A	12
SetUP6053	E3	12					W60	W53	3A	12

TOEPASSINGEN VOOR AUTO'S










FOR/FÜR 	 31	METAL			CLEANTECH			
								
Primera Hatchback (P11E)	06.96→12.01	WP53	WP50	WP50	CT53	CT50	3A	12
Primera Hatchback (P12E)	05.02→09.10	WP65	WP48		CT65	CT48	3A	12
Primera Sedan (P11E)	06.96→12.01	WP53	WP50	WP50	CT53	CT50	3A	12
Primera Sedan (P12E)	12.01→09.10	WP65	WP48		CT65	CT48	3A	12
Primera Wagon (P11E)	01.98→12.00	WP53	WP50	WP40	CT53	CT50	3A	12
Primera Wagon (P11E)	12.00→12.01	WP53	WP50	WP35	CT53	CT50	3A	12
Primera Wagon (P12E)	12.01→09.10	WP65	WP48		CT65	CT48	3A	12
Pulsar (N15)	01.95→08.00	WP50	WP45		CT50	CT45	3A	12
Pulsar (N16)	12.99→07.09	WP55	WP40		CT55	CT40	3A	12
Pulsar (C13)	07.14→				CT65	CT35	3H-8	28
Pulsar Hatchback (N15)	01.95→08.00	WP50	WP45		CT50	CT45	3A	12
Qashqai (J10)	12.06→12.13				CT60	CT38	3A	26
Qashqai (J11E, J11R)	12.13→	WP65	WP43		CT65	CT43	3A	12
Qashqai+2 (JJ10)	08.08→12.13				CT60	CT38	3A	26
Sentra (B17R, B17RR)	09.14→				CT65	CT35	3H-8	28
Sentra (N16)	12.99→07.09	WP55	WP40		CT55	CT40	3A	12
Serena (C23M)	07.92→11.01	WP60	WP60	WP40	CT60	CT60	3A	12
Sunny	10.98→10.04	WP55	WP40	WP43	CT55	CT40	3A	12
Sunny Neo (N18)	07.02→	WP55	WP40		CT55	CT40	3A	12
Sylphy (G11)	02.08→10.12	WP55	WP43		CT55	CT43	3A	12
Sylphy (B17)	11.12→	WP65	WP35		CT65	CT35	3A	12
Teana	02.03→10.13	WP60	WP48		CT60	CT48	3A	12
Teana	11.13→	WP60	WP48		CT60	CT48	3A	12
Teana (J31, L41F)	02.03→	WP60	WP48		CT60	CT48	3A	12
Teana (J32, J32R)	02.08→	WP65	WP43		CT65	CT43	3A	12
Terrano (HS)	10.13→09.14	WP50	WP50		CT50	CT50	3A	12
Terrano (D10)	03.14→11.14	WP50	WP50		CT50	CT50	3A	12
Terrano (D10)	10.14→11.16	WP60	WP45		CT60	CT45	3A	12
Terrano (D10)	12.16→				CT60	CT45	3A	12












TOEPASSINGEN VOOR AUTO'S

FOR/FÜR 		METAL			CLEANTECH			
								
Terrano I (WD21)	09.95→12.06	WP53	WP50		CT53	CT50	3A	12
Terrano II (R20)	02.93→10.99	WP53	WP50	WP28	CT53	CT50	3A	12
Terrano II (R20)	11.99→	WP53	WP50	WP28	CT53	CT50	3A	12
Tiida (C11)	02.07→	WP60			CT60		3A	12
Tiida (C13R)	04.15→				CT65	CT35	3H-8	28
Tiida Hatchback (C11)	03.07→	WP60			CT60		3A	12
Tiida Latio (SC11)	08.05→08.10	WP60			CT60		3A	12
Vanette Cargo (C23M)	07.92→11.01	WP60	WP60	WP40	CT60	CT60	3A	12
Versa (C11)	09.10→08.12	WP60			CT60		3A	12
X-Trail (T30)	10.00→08.07	WP60	WP40	WP43	CT60	CT40	3A	12
X-Trail (T31)	04.07→12.14	WP60	WP40		CT60	CT40	3A	12
X-Trail (T32, T32R, T32RR)	04.14→	WP65	WP43		CT65	CT43	3A	12
OPEL								
Adam	03.13→				CT65	CT40	3H-8	28
Agila (A)	06.00→02.08	WP50	WP45	WP35	CT50	CT45	3A	12
Agila (B)	03.08→08.15	WP55	WP40		CT55	CT40	3A	12
Ampera	10.11→				CT65	CT65	3H-8	28
Antara	05.06→12.17	WP60	WP40		CT60	CT40	3A	12
Arena	03.98→08.01	WP50	WP50		CT50	CT50	3A	12
Astra (F)	09.91→08.98	WP45	WP45	WP45	CT45	CT45	3A	12
Astra (G)	09.97→02.98	WP50	WP48	WP40	CT50	CT48	3A	12
Astra (G)	03.98→07.09	WP50	WP48		CT50	CT48	3A	12
Astra (H)	03.04→08.13				CT55	CT45	3B-2	41
Astra (J)	09.09→				CT70	CT60	3H-8	28
Astra (K)	09.15→				CT70	CT60	3H-8	28
Astra Cabrio (F)	09.91→08.98	WP45	WP45		CT45	CT45	3A	12
Astra Cabrio (G)	09.97→08.05	WP50	WP48		CT50	CT48	3A	12
Astra Caravan (F)	09.91→08.98	WP45	WP45	WP35	CT45	CT45	3A	12
Astra Caravan (G)	09.97→07.09	WP50	WP48		CT50	CT48	3A	12










EASY SET OE & UP			HYBRID		REAR FLAT REAR PLASTIC		WINTER			
										
SetUP5348	E3	12					W53	W50	3A	12
SetUP5348	E3	12					W53	W50	3A	12
SetUP5348	E3	12					W53	W50	3A	12
							W60		3A	12
							W65	W35	3H-8	28
					RP14	5D	W60		3A	12
							W60		3A	12
							W60	W60	3A	12
					RP14	5D	W60		3A	12
SetUP6040	E3	12					W60	W40	3A	12
SetUP6040	E3	12			RP14	5B	W60	W40	3A	12
SetUP6540	E3	12	H65	H43			W65	W40	3A	12
SetOE6540	3H-2	28					W65	W40	3H-8	28
SetUP5045	E3	12					W50	W45	3A	12
SetUP5540	E3	12			RP10	5B	W55	W40	3A	12
							W65	W65	3H-8	28
SetUP6040	E3	12					W60	W40	3A	12
SetUP5050	E3	12					W50	W50	3A	12
SetUP4545	E3	12					W45	W45	3A	12
SetUP5045	E3	12					W50	W48	3A	12
SetUP5045	E3	12					W50	W48	3A	12
SetOE5545	3B-2	41					W55	W45	3B-2	41
SetUP4545	E3	12					W45	W45	3A	12
SetUP5045	E3	12					W50	W48	3A	12
SetUP4545	E3	12					W45	W45	3A	12
SetUP5045	E3	12			RP12	5E	W50	W48	3A	12












TOEPASSINGEN VOOR AUTO'S

FOR/FÜR 	 31	METAL			CLEANTECH			
								
Astra Caravan (H)	08.04→08.13				CT55	CT45	3B-2	41
Astra Classic (F)	09.97→08.02	WP50	WP48	WP40	CT50	CT48	3A	12
Astra Classic Caravan (F)	09.97→08.02	WP50	WP48	WP40	CT50	CT48	3A	12
Astra Coupé (G)	09.97→02.05	WP50	WP48		CT50	CT48	3A	12
Astra GTC (H)	03.05→09.09	WP55	WP45		CT55	CT45	3A	12
Astra GTC (H)	03.05→09.09				CT55	CT45	3B-2	41
Astra GTC (J)	09.11→				CT70	CT60	3H-8	28
Astra Sedan (J)	09.12→				CT70	CT60	3H-8	28
Astra Sports Tourer (J)	09.10→				CT70	CT60	3H-8	28
Astra Sports Tourer (K)	02.16→				CT70	CT60	3H-8	28
Astra TwinTop (H)	09.05→10.10				CT55	CT45	3B-2	41
Calibra	06.90→03.97	WP48	WP48	WP48	CT48	CT48	3A	12
Cascada	03.13→				CT70	CT60	3H-8	28
Combo	09.94→10.01	WP45	WP45	WP35	CT45	CT45	3A	12
Combo (Tour)	10.01→01.12	WP50	WP40	WP35	CT50	CT40	3A	12
Combo (D)	02.12→				CT60	CT40	3H-8	28
Corsa (B)	03.93→09.00	WP45	WP45	WP40	CT45	CT45	3A	12
Corsa (C)	09.00→09.06	WP50	WP45		CT50	CT45	3A	12
Corsa (D)	07.06→08.15				CT65	CT40	3A	26
Corsa (E)	10.14→				CT65	CT40	3A	26
Crossland X	01.17→				CT65	CT40	3H-8	27
Frontera (A, B)	09.91→09.04	WP48	WP48	WP35	CT48	CT48	3A	12
Grandland X	10.17→				CT70	CT43	3H-8	28
GT (B)	06.07→12.09	WP55	WP40		CT55	CT40	3A	12
Insignia (A)	09.08→	WP60	WP45		CT60	CT45	3A	12
Insignia Grand Sport (B)	03.17→	WP60	WP50		CT60	CT50	3A	12
Insignia Sports Tourer (A)	02.09→	WP60	WP45		CT60	CT45	3A	12
Insignia Sports Tourer (B)	03.17→	WP60	WP50		CT60	CT50	3A	12
Meriva (A)	03.03→03.10	WP60	WP55		CT60	CT55	3A	12










EASY SET OE & UP			HYBRID		REAR FLAT REAR PLASTIC		WINTER			
										
SetOE5545	3B-2	41					W55	W45	3B-2	41
SetUP5045	E3	12					W50	W48	3A	12
SetUP5045	E3	12					W50	W48	3A	12
SetUP5045	E3	12					W50	W48	3A	12
SetUP5345	E3	12					W55	W45	3A	12
SetOE5545	3B-2	41					W55	W45	3B-2	41
SetOE5545	3B-2	41					W55	W45	3B-2	41
SetUP4848	E3	12					W48	W48	3A	12
SetUP4545	E3	12					W45	W45	3A	12
							W50	W40	3A	12
SetOE6040	3H-2	28			RF15	7A+7C	W60	W40	3H-8	28
SetUP4545	E3	12					W45	W45	3A	12
SetUP5045	E3	12					W50	W45	3A	12
							W65	W40	3A	26
							W65	W40	3A	26
SetOE6540	3H-2	27					W65	W40	3H-8	27
SetUP4848	E3	12					W48	W48	3A	12
SetUP5540	E3	12					W55	W40	3A	12
SetUP6045	E3	12	H60	H45			W60	W45	3A	12
							W60	W50	3A	12
SetUP6045	E3	12	H60	H45			W60	W45	3A	12
			H60	H50			W60	W50	3A	12
SetUP6053	E3	12					W60	W55	3A	12












TOEPASSINGEN VOOR AUTO'S

FOR/FÜR 		METAL			CLEANTECH			
								
Meriva (B)	04.10→				CT70	CT58	3H-8	28
Mokka, Mokka X	09.12→				CT65	CT35	3H-8	28
Monterey (A)	09.91→12.97	WP50	WP50	WP35	CT50	CT50	3A	12
Movano (A)	06.98→06.10	WP60	WP60		CT60	CT60	3A	12
Movano (B)	04.10→	WP65	WP65		CT65	CT65	3A	12
Omega (B)	09.93→09.03	WP60	WP48	WP35	CT60	CT48	3A	12
Signum	05.03→09.08	WP60	WP48		CT60	CT48	3A	12
Sintra	09.96→09.99	WP60	WP55		CT60	CT55	3A	12
Tigra (A)	09.94→08.99	WP45	WP45	WP50	CT45	CT45	3A	12
Tigra TwinTop (B)	06.04→12.09	WP50	WP45		CT50	CT45	3A	12
Vectra (C)	09.01→10.08	WP60	WP48		CT60	CT48	3A	12
Vectra (B)	09.95→09.03	WP48	WP48	WP48	CT48	CT48	3A	12
Vectra Caravan (B)	09.95→09.03	WP48	WP48	WP35	CT48	CT48	3A	12
Vectra Caravan (C)	09.03→10.08	WP60	WP48		CT60	CT48	3A	12
Vivaro (A)	03.01→08.14	WP60	WP53	WP35	CT60	CT53	3A	12
Vivaro (B)	10.14→				CT65	CT48	3H-8	28
Zafira (A)	03.99→07.05	WP60	WP55		CT60	CT55	3A	12
Zafira (B)	07.05→08.15				CT70	CT55	3A	26
Zafira Tourer (C)	01.12→				CT80	CT70	3H-8	28
PEUGEOT								
106 (S1)	09.91→04.96	WP50	WP45	WP40	CT50	CT45	3A	12
106 (S2)	07.95→09.99	WP50	WP45		CT50	CT45	3A	12
106 (S2)	10.99→05.05	WP50	WP45		CT50	CT45	3A	12
107 (B0)	06.05→12.14	WP65			CT65		3A	12
108 (B3)	02.14→				CT65		3A	26
206 (T1)	06.98→02.09	WP65	WP40		CT65	CT40	3A	12
207 (A7)	05.06→04.12				CT65	CT43	3B-2	41
208	01.12→				CT65	CT40	3H-8	28
301	09.12→				CT60	CT40	3F	1










EASY SET OE & UP			HYBRID		REAR FLAT REAR PLASTIC		WINTER			
										
							W65	W35	3H-8	28
SetUP5050	E3	12					W50	W50	3A	12
							W60	W60	3A	12
							W65	W65	3A	12
SetUP6045	E3	12					W60	W48	3A	12
SetUP6045	E3	12					W60	W48	3A	12
SetUP6053	E3	12					W60	W55	3A	12
SetUP4545	E3	12					W45	W45	3A	12
SetUP5045	E3	12					W50	W45	3A	12
SetUP6045	E3	12			RF16	7A+7C	W60	W48	3A	12
SetUP4848	E3	12					W48	W48	3A	12
SetUP4848	E3	12					W48	W48	3A	12
SetUP6045	E3	12					W60	W48	3A	12
SetUP6053	E3	12					W60	W53	3A	12
SetOE6548	3H-2	28					W65	W48	3H-8	28
SetUP6053	E3	12					W60	W55	3A	12
					RP14	5D				
SetUP5045	E3	12					W50	W45	3A	12
SetUP5045	E3	12			RP14	5D	W50	W45	3A	12
SetUP5045	E3	12					W50	W45	3A	12
							W65		3A	12
					RP12	5A	W65		3A	26
SetUP6540	E3	12			RP14	5D	W65	W40	3A	12
SetOE6540	3B-2	41					W65	W40	3B-2	41
SetOE6540	3H-2	28			RP14	5D	W65	W40	3H-8	28
SetOE6040	3F	1					W60	W40	3F	1












TOEPASSINGEN VOOR AUTO'S

FOR/FÜR 		METAL			CLEANTECH			
								
306 (N3)	01.93→04.97	WP55	WP50	WP50	CT55	CT50	3A	12
306 (N5)	05.97→12.98	WP55	WP50	WP50	CT55	CT50	3A	12
306 (N5)	01.99→10.03	WP55	WP50		CT55	CT50	3A	12
307 (T5)	08.00→05.05	WP65	WP65		CT65	CT65	3A	12
307 (T5)	10.04→05.05				CT70	CT65	3A	26
307 (T6)	06.05→08.07				CT70	CT65	3A	26
308 (T7)	09.07→06.13				CT75	CT65	3H-8	28
406 (D8)	10.95→03.99	WP60	WP53	WP45	CT60	CT53	3A	12
406 (D9)	04.99→06.04	WP60	WP53		CT60	CT53	3A	12
407 (D2)	05.04→02.11				CT70	CT70	3B-2	41
408	12.09→				CT75	CT65	3H-8	28
508	10.10→				CT65	CT65	3H-8	28
605 (Y30)	06.89→05.99	WP55	WP55		CT55	CT55	3A	12
806 (U60)	06.94→08.02	WP65	WP50	WP40	CT65	CT50	3A	12
807 (V2)	06.02→07.05	WP65	WP65		CT65	CT65	3A	12
807 (V2)	08.05→12.13	WP65	WP65		CT65	CT65	3A	12
1007 (A08)	04.05→02.11	WP60	WP45		CT60	CT45	3A	12
4007 (I3)	09.07→11.12	WP60	WP53		CT60	CT53	3A	12
2008	03.13→				CT65	CT40	3H-8	28
206 CC (T1)	09.00→03.07	WP65	WP40		CT65	CT40	3A	12
206 SW (T1)	03.02→12.06	WP65	WP40		CT65	CT40	3A	12
206+ (T3)	03.09→05.13	WP65	WP40		CT65	CT40	3A	12
207 CC (A7)	03.07→06.15				CT65	CT43	3B-2	41
207 SW (A7)	06.07→12.13				CT65	CT43	3B-2	41
207+ (A7)	11.12→06.15				CT65	CT43	3B-2	41
3008 I (T8)	05.09→12.16				CT80	CT70	3H-8	28
3008 II (P84)	07.16→				CT70	CT40	3H-8	27
306 Break (N5)	05.97→03.02	WP55	WP50		CT55	CT50	3A	12
306 Cabriolet (N3, N5)	01.93→10.03	WP55	WP50		CT55	CT50	3A	12










EASY SET OE & UP			HYBRID		REAR FLAT REAR PLASTIC		WINTER			
										
SetUP5550	E3	12					W55	W50	3A	12
SetUP5550	E3	12					W55	W50	3A	12
SetUP5550	E3	12					W55	W50	3A	12
					RP14	5D	W65	W65	3A	12
					RP14	5D				
					RP14	5D				
SetUP6053	E3	12					W60	W53	3A	12
SetUP6053	E3	12					W60	W53	3A	12
SetOE7070	3B-2	41								
							W65	W65	3H-8	28
SetUP5550	E3	12					W55	W55	3A	12
							W65	W50	3A	12
					RP14	5D	W65	W65	3A	12
					RP14	5D	W65	W65	3A	12
SetUP6045	E3	12					W60	W45	3A	12
SetUP6053	E3	12	H60	H53	RP12	5B	W60	W53	3A	12
SetOE6540	3H-2	28			RP12	5E	W65	W40	3H-8	28
SetUP6540	E3	12					W65	W40	3A	12
SetUP6540	E3	12					W65	W40	3A	12
SetUP6540	E3	12			RP14	5D	W65	W40	3A	12
SetOE6540	3B-2	41					W65	W40	3B-2	41
SetOE6540	3B-2	41					W65	W40	3B-2	41
SetOE6540	3B-2	41					W65	W40	3B-2	41
SetUP5550	E3	12					W55	W50	3A	12
SetUP5550	E3	12					W55	W50	3A	12












TOEPASSINGEN VOOR AUTO'S

FOR/FÜR 		METAL			CLEANTECH			
								
307 Break/SW (T5)	03.02→05.05	WP65	WP65		CT65	CT65	3A	12
307 Break/SW (T5)	10.04→05.05				CT70	CT65	3A	26
307 Break/SW (T6)	06.05→12.09				CT70	CT65	3A	26
307 CC (T5)	10.03→05.05				CT70	CT60	3A	26
307 CC (T6)	06.05→03.09				CT70	CT65	3A	26
308 CC (T7)	03.09→04.15				CT75	CT65	3H-8	28
308 II (T9)	07.13→				CT60	CT45	3H-8	28
308 SW (T7)	05.08→01.14				CT75	CT65	3H-8	28
308 SW II (T9)	01.14→				CT60	CT45	3H-8	28
4008	03.12→	WP60	WP53		CT60	CT53	3A	12
406 Break (D8, D9)	10.96→06.04	WP60	WP53		CT60	CT53	3A	12
406 Coupé (D8, D9)	03.97→02.05	WP65	WP50		CT65	CT50	3A	12
407 Coupé (D2)	10.05→12.11				CT70	CT70	3B-2	41
407 SW (D2)	05.04→02.11				CT70	CT70	3B-2	41
5008 I (T8)	09.09→				CT80	CT70	3H-8	28
5008 II (P87)	01.17→				CT70	CT40	3H-8	27
508 RXH	09.11→				CT65	CT65	3H-8	28
508 SW	10.10→				CT65	CT65	3H-8	28
Bipper (A9)	02.08→				CT65	CT48	3F	1
Boxer (U3)	02.94→02.02	WP55	WP53		CT55	CT53	3A	12
Boxer (U5)	02.02→05.06	WP55	WP53		CT55	CT53	3A	12
Boxer (U9)	06.06→				CT65	CT55	3H-8	28
Expert (U64)	09.95→01.07	WP65	WP50		CT65	CT50	3A	12
Expert (G9)	02.07→	WP65	WP50		CT65	CT50	3A	12
Expert (K0)	03.16→				CT65	CT50	3F	1
ION	10.10→	WP70			CT70		3A	12
Partner (M4)	07.96→08.02	WP55	WP53	WP40	CT55	CT53	3A	12
Partner (M5)	09.02→10.11	WP55	WP53		CT55	CT53	3A	12
Partner (B9)	05.08→				CT65	CT40	3H-8	28










EASY SET OE & UP			HYBRID		REAR FLAT REAR PLASTIC		WINTER			
										
					RP14	5D	W65	W65	3A	12
					RP14	5D				
					RP14	5D				
SetOE6045	3H-2	28					W60	W45	3H-8	28
					RP12	5E				
SetOE6045	3H-2	28					W60	W45	3H-8	28
SetUP6053	E3	12	H60	H53	RP10	5B	W60	W53	3A	12
SetUP6053	E3	12					W60	W53	3A	12
							W65	W50	3A	12
SetOE7070	3B-2	41								
SetOE7070	3B-2	41			RP12	5E				
					RP12	5E				
					RP12	5E				
							W65	W65	3H-8	28
							W65	W65	3H-8	28
SetOE6548	3F	1					W65	W48	3F	1
SetUP5553	E3	12					W55	W53	3A	12
SetUP5553	E3	12					W55	W53	3A	12
SetOE6555	3H-2	28					W65	W55	3H-8	28
							W65	W50	3A	12
					RP14	5D	W65	W50	3A	12
SetOE6548	3F	1			RP12	5E	W65	W50	3F	1
			H70		RP12	5B				
SetUP5553	E3	12					W55	W53	3A	12
SetUP5553	E3	12					W55	W53	3A	12
SetOE6540	3H-2	28			RP14	5D	W65	W40	3H-8	28












TOEPASSINGEN VOOR AUTO'S

FOR/FÜR 	 31	METAL			CLEANTECH			
								
Ranch (M4)	07.97→08.02	WP55	WP53	WP40	CT55	CT53	3A	12
RCZ (T75)	01.10→				CT65	CT65	3H-8	28
Traveller (K0)	03.16→				CT65	CT50	3F	1
PORSCHE								
911 (993)	09.93→08.97	WP45	WP40		CT45	CT40	3A	12
911 (996)	09.97→07.04	WP55	WP53	WP55	CT55	CT53	3A	12
911 (996T, GT2,3)	06.00→09.05	WP55	WP53	WP55	CT55	CT53	3A	12
911 (997, 997GT3)	08.04→	WP55	WP53		CT55	CT53	3A	12
911 (991)	11.11→				CT53	CT58	3H-8	27
968	08.91→11.95	WP48	WP48	WP50	CT48	CT48	3A	12
Boxster (986, 987)	10.96→09.12	WP55	WP53		CT55	CT53	3A	12
Boxster (981)	04.12→08.16				CT53	CT58	3H-8	27
Boxster (718)	03.16→				CT53	CT58	3H-8	27
Cayenne (9PA)	09.02→01.07				CT65	CT65	3B-2	41
Cayenne (9PA)	02.07→08.10				CT65	CT65	3B-2	41
Cayenne (92A)	09.10→				CT65	CT65	3B-2	41
Cayenne (9YA)	09.17→				CT65	CT55	3H-8	27
Cayman (987C)	11.05→12.12	WP55	WP53		CT55	CT53	3A	12
Cayman (981C)	03.13→08.16				CT53	CT58	3H-8	27
Cayman (718C)	09.16→				CT53	CT58	3H-8	27
Macan (95B)	03.14→				CT60	CT50	3H-8	27
Panamera (970)	03.09→08.13	WP60	WP53		CT60	CT53	3A	12
Panamera (970)	09.13→10.16				CT65	CT50	3H-8	27
Panamera (971)	09.16→				CT60	CT53	3H-8	27
Panamera Sport Turismo (971)	03.17→				CT60	CT53	3H-8	27
RENAULT								
19 (X53)	09.88→12.01	WP50	WP50	WP48	CT50	CT50	3A	12
Alaskan (U3)	11.17→	WP60	WP40		CT60	CT40	3A	12
Avantime (XEO)	09.01→12.03	WP65	WP45		CT65	CT45	3A	12










EASY SET OE & UP			HYBRID		REAR FLAT REAR PLASTIC		WINTER			
										
SetUP5553	E3	12					W55	W53	3A	12
							W65	W65	3H-8	28
SetOE6548	3F	1			RP12	5E	W65	W50	3F	1
							W45	W40	3A	12
SetUP5553	E3	12					W55	W53	3A	12
SetUP5553	E3	12					W55	W53	3A	12
SetUP5553	E3	12					W55	W53	3A	12
							W53	W55	3H-8	27
SetUP4848	E3	12					W48	W48	3A	12
SetUP5553	E3	12					W55	W53	3A	12
							W53	W55	3H-8	27
							W53	W55	3H-8	27
SetOE6565	3B-2	41					W65	W65	3B-2	41
SetOE6565	3B-2	41					W65	W65	3B-2	41
SetOE6565	3B-2	41			RF15	7J	W65	W65	3B-2	41
SetOE6555	3H-2	27					W65	W55	3H-8	27
SetUP5553	E3	12					W55	W53	3A	12
							W53	W55	3H-8	27
							W53	W55	3H-8	27
SetOE6050	3H-2	27			RF15	7A+7C	W60	W50	3H-8	27
SetUP6053	E3	12					W60	W53	3A	12
SetOE6548	3H-2	27			RF15	7A+7C	W65	W50	3H-8	27
SetOE6053	3H-2	27					W60	W53	3H-8	27
SetOE6053	3H-2	27					W60	W53	3H-8	27
							W60	W53	3H-8	27
SetUP5050	E3	12					W50	W50	3A	12
SetUP6040	E3	12	H60	H40			W60	W40	3A	12
							W65	W45	3A	12












TOEPASSINGEN VOOR AUTO'S

FOR/FÜR 	 31	METAL			CLEANTECH			
								
Captur (J5)	01.13→02.16				CT65	CT35	3F	1
Captur (J5)	03.16→				CT65	CT35	3A	12
Clio I (X57)	03.94→02.98	WP50	WP50		CT50	CT50	3A	12
Clio II (BB./CB./SB.)	03.98→05.09	WP53	WP45		CT53	CT45	3A	12
Clio II (Campus) (BB./CB./SB.)	06.09→12.15				CT50	CT45	3F	1
Clio III (BR/CR)	06.05→05.07				CT60	CT40	3F	1
Clio III (BR/CR)	06.07→12.15				CT60	CT40	3F	1
Clio III Grandtour (KR)	08.07→12.15				CT60	CT40	3F	1
Clio IV (BH)	05.12→				CT65	CT35	3F	1
Clio IV Grandtour (KH)	11.12→				CT50	CT35	3F	1
Dokker (FE/FK)	01.15→				CT55	CT40	3A	12
Duster (HS)	10.11→09.14	WP50	WP50		CT50	CT50	3A	12
Duster (HS)	10.14→11.16	WP60	WP45		CT60	CT45	3A	12
Duster (HS)	12.16→				CT60	CT45	3A	12
Espace II (J63)	01.91→09.96	WP60	WP60	WP40	CT60	CT60	3A	12
Espace III (JE0)	10.96→10.02	WP65	WP45		CT65	CT45	3A	12
Espace IV (JK, JK0)	11.02→				CT75	CT65	3B-2	41
Espace V (JR)	04.15→				CT75	CT70	3H-8	28
Express, Extra, Rapid (F40)	09.94→10.97	WP45	WP45		CT45	CT45	3A	12
Fluence (L38)	11.09→				CT60	CT40	3F	1
Fluence (L38)	11.09→	WP60	WP40		CT60	CT40	3A	12
Grand Scénic II (JM.)	05.03→11.04				CT65	CT55	3C+3C-B	29
Grand Scénic II (JM.)	12.04→04.09				CT65	CT55	3F	1
Grand Scénic III (J95)	05.09→				CT75	CT65	3F	1
Grand Scénic IV (R9)	11.16→				CT80	CT70	3H-8	28
Kadjar (HL)	06.15→	WP65	WP43		CT65	CT43	3A	12
Kangoo I (FC./KC.)	10.97→12.07	WP50	WP50		CT50	CT50	3A	12
Kangoo II (FW./KW.)	01.08→	WP55	WP53		CT55	CT53	3A	12
Kangoo II (FW./KW.)	01.08→				CT58	CT53	3F	1










EASY SET OE & UP			HYBRID		REAR FLAT REAR PLASTIC		WINTER			
										
					RP12	5E	W65	W35	3F	1
SetUP5050	E3	12					W50	W50	3A	12
SetUP5345	E3	12					W53	W45	3A	12
							W50	W45	3F	1
SetOE6040	3F	1			RP14	5D	W60	W40	3F	1
SetOE6040	3F	1					W60	W40	3F	1
SetOE6040	3F	1					W60	W40	3F	1
					RF10	7A	W65	W35	3F	1
					RF10	7A	W50	W35	3F	1
SetUP5050	E3	12					W50	W50	3A	12
SetUP6045	E3	12					W60	W45	3A	12
							W60	W60	3A	12
							W65	W45	3A	12
					RP14	5D				
SetUP4545	E3	12					W45	W45	3A	12
SetOE6040	3F	1					W60	W40	3F	1
SetUP6040	E3	12					W60	W40	3A	12
SetOE6555	3C+3C-B	29								
SetOE6555	3F	1					W65	W55	3F	1
SetUP6540	E3	12	H65	H43			W65	W40	3A	12
SetUP5050	E3	12					W50	W50	3A	12
SetUP5553	E3	12					W55	W53	3A	12
							W55	W53	3F	1












TOEPASSINGEN VOOR AUTO'S

FOR/FÜR 	 31	METAL			CLEANTECH			
								
Koleos (HY.)	09.08→				CT60	CT48	3A	26
Koleos (HC)	09.17→	WP65	WP40		CT65	CT40	3A	12
Kwid		WP60			CT60		3A	12
Laguna I (B56, 556)	01.94→03.01	WP60	WP45	WP55	CT60	CT45	3A	12
"Laguna I Grandtour (A56, K56, S56)"	02.95→02.01	WP60	WP45		CT60	CT45	3A	12
Laguna II (BG.)	03.01→09.07	WP60	WP50		CT60	CT50	3A	12
Laguna II Grandtour (KG.)	03.01→09.07	WP60	WP50		CT60	CT50	3A	12
Laguna III (BT.)	07.07→				CT65	CT40	3F	1
Laguna III Coupé (DT.)	02.08→				CT65	CT40	3F	1
Laguna III Grandtour (KT.)	07.07→12.16				CT65	CT40	3F	1
Latitude	09.10→	WP60	WP40		CT60	CT40	3A	12
Lodgy		WP55	WP40		CT55	CT40	3A	12
Logan I (LS)	07.04→	WP50	WP50		CT50	CT50	3A	12
Logan II (L8)	08.12→03.15	WP53	WP50		CT53	CT50	3A	12
Logan II (L8)	04.15→				CT55	CT48	3F	1
Logan MCV (KS/FS)	01.07→	WP50	WP50		CT50	CT50	3A	12
Master I	09.80→09.97	WP60	WP60	WP55	CT60	CT60	3A	12
Master II (X70)	10.97→04.10	WP60	WP60		CT60	CT60	3A	12
Master III	02.10→	WP65	WP65		CT65	CT65	3A	12
Mégane I (X64)	01.96→10.02	WP55	WP50		CT55	CT50	3A	12
Mégane I Cabrio (X64)	09.96→09.03	WP55	WP50		CT55	CT50	3A	12
Mégane I Classic (X64)	09.96→09.03	WP55	WP50		CT55	CT50	3A	12
Mégane I Coupé (X64)	01.96→10.02	WP55	WP50		CT55	CT50	3A	12
Mégane I Grandtour (X64)	07.98→10.01	WP55	WP50		CT55	CT50	3A	12
Mégane I Grandtour (X64)	11.01→09.03	WP55	WP50		CT55	CT50	3A	12
Mégane II (LM)	09.02→01.06	WP60	WP45		CT60	CT45	3A	12
Mégane II (LM)	02.06→10.09				CT60	CT45	3F	1
Mégane II Cabrio (EM)	10.03→01.06	WP60	WP45		CT60	CT45	3A	12
Mégane II Cabrio (EM)	02.06→03.10				CT60	CT45	3F	1









EASY SET OE & UP			HYBRID		REAR FLAT REAR PLASTIC		WINTER			
										
SetOE6048	3D-2	26					W60	W48	3A	26
SetUP6540	E3	12	H65	H40			W65	W40	3A	12
							W60		3A	
SetUP6045	E3	12					W60	W45	3A	12
SetUP6045	E3	12					W60	W45	3A	12
							W60	W50	3A	12
					RP14	5D	W60	W50	3A	12
SetOE6540	3F	1					W65	W40	3F	1
SetOE6540	3F	1					W65	W40	3F	1
SetOE6540	3F	1					W65	W40	3F	1
SetUP6040	E3	12					W60	W40	3A	12
							W55	W40	3A	
SetUP5050	E3	12					W50	W50	3A	12
SetUP5348	E3	12					W53	W50	3A	12
							W55	W48	3F	1
SetUP5050	E3	12			RP14	5D	W50	W50	3A	12
							W60	W60	3A	12
							W60	W60	3A	12
							W65	W65	3A	12
SetUP5550	E3	12			RP14	5D	W55	W50	3A	12
SetUP5550	E3	12					W55	W50	3A	12
SetUP5550	E3	12					W55	W50	3A	12
SetUP5550	E3	12					W55	W50	3A	12
SetUP5550	E3	12					W55	W50	3A	12
SetUP5550	E3	12					W55	W50	3A	12
SetUP5550	E3	12					W55	W50	3A	12
SetUP6045	E3	12					W60	W45	3A	12
SetOE6045	3F	1					W60	W45	3F	1
SetUP6045	E3	12					W60	W45	3A	12
SetOE6045	3F	1					W60	W45	3F	1












TOEPASSINGEN VOOR AUTO'S

FOR/FÜR 	 31	METAL			CLEANTECH			
								
Mégane II Grandtour (KM.)	10.03→01.06	WP60	WP45		CT60	CT45	3A	12
Mégane II Grandtour (KM.)	02.06→05.09				CT60	CT45	3F	1
"Mégane II Hatchback (BM./CM./GM./SM.)"	11.02→01.06	WP60	WP45		CT60	CT45	3A	12
"Mégane II Hatchback (BM./CM./GM./SM.)"	02.06→10.08				CT60	CT45	3F	1
Mégane III CC (EZ)	10.10→				CT60	CT40	3F	1
Mégane III Coupé (DZ)	01.09→				CT60	CT40	3F	1
Mégane III Grandtour (KZ)	06.09→				CT60	CT40	3F	1
Mégane III Hatchback (BZ)	11.08→				CT60	CT40	3F	1
Mégane IV (B9)	12.15→				CT60	CT45	3F	1
Mégane IV Grand Coupe (LV)	02.17→				CT60	CT45	3F	1
Mégane IV Grandtour (K9)	12.15→				CT60	CT45	3F	1
Modus (FP./JP.)	06.04→05.05				CT70	CT65	3B-2	41
Modus (FP./JP.)	06.05→12.15				CT70	CT65	3B-2	41
Pulse		WP53	WP35		CT53	CT35	3A	12
Safrane (B54)	04.92→01.99	WP60	WP60	WP55	CT60	CT60	3A	12
Safrane (B54)	02.99→12.00	WP60	WP60	WP55	CT60	CT60	3A	12
Sandero I (BS)	12.09→	WP50	WP50		CT50	CT50	3A	12
Sandero II (B8)	12.14→03.15	WP53	WP50		CT53	CT50	3A	12
Sandero II (B8)	04.15→				CT55	CT48	3F	1
Scala		WP53	WP35		CT53	CT35	3A	12
Scénic I (JA.)	01.96→04.03	WP60	WP40		CT60	CT40	3A	12
Scénic II (JM.)	05.03→11.04				CT65	CT55	3C+3C-B	29
Scénic II (JM.)	12.04→04.09				CT65	CT55	3F	1
Scénic III (JZ)	05.09→				CT75	CT65	3F	1
Scénic IV (J9)	11.16→				CT80	CT70	3H-8	28
Symbol (LB)	10.99→10.07	WP53	WP45		CT53	CT45	3A	12
Symbol (LU)	10.08→				CT60	CT40	3F	1
Symbol (L8)	03.13→03.15	WP53	WP50		CT53	CT50	3A	12
Symbol (L8)	04.15→				CT55	CT48	3F	1










EASY SET OE & UP			HYBRID		REAR FLAT REAR PLASTIC		WINTER			
										
SetUP6045	E3	12					W60	W45	3A	12
SetOE6045	3F	1					W60	W45	3F	1
SetUP6045	E3	12					W60	W45	3A	12
SetOE6045	3F	1					W60	W45	3F	1
SetOE6040	3F	1					W60	W40	3F	1
SetOE6040	3F	1					W60	W40	3F	1
SetOE6040	3F	1			RP14	5D	W60	W40	3F	1
SetOE6040	3F	1					W60	W40	3F	1
SetOE6045	3F	1					W60	W45	3F	1
SetOE6045	3F	1					W60	W45	3F	1
SetOE6045	3F	1					W60	W45	3F	1
							W53	W35	3A	
							W60	W60	3A	12
							W60	W60	3A	12
SetUP5050	E3	12					W50	W50	3A	12
SetUP5348	E3	12					W53	W50	3A	12
							W55	W48	3F	1
							W53	W35	3A	
SetUP6040	E3	12					W60	W40	3A	12
SetOE6555	3C+3C-B	29								
SetOE6555	3F	1					W65	W55	3F	1
SetUP5345	E3	12					W53	W45	3A	12
SetOE6040	3F	1					W60	W40	3F	1
SetUP5348	E3	12					W53	W50	3A	12
							W55	W48	3F	1












TOEPASSINGEN VOOR AUTO'S

FOR/FÜR 	 31	METAL			CLEANTECH			
								
Talisman	12.15→				CT60	CT45	3F	1
Talisman Grandtour	03.16→				CT60	CT45	3F	1
Thalia (LB)	10.99→10.07	WP53	WP45		CT53	CT45	3A	12
Thalia (LU)	10.08→				CT60	CT40	3F	1
Trafic I	09.80→05.01	WP50	WP50		CT50	CT50	3A	12
Trafic II (EL./FL./JL.)	05.01→	WP60	WP53	WP35	CT60	CT53	3A	12
Trafic III (EG/FG/JG)	05.14→				CT65	CT48	3H-8	28
Twingo I (C0./S0.)	03.93→05.07	WP65			CT65		3A	12
Twingo II (CN, CN/GN)	04.07→12.15				CT60	CT40	3H-8	28
Twingo III (BC)	09.14→				CT50	CT35	3F	1
Twingo III (X07)	12.15→				CT50	CT35	3F	1
Twizy (MA)	03.12→	WP45			CT45		3A	12
Vel Satis (BJ.)	04.02→12.09				CT75	CT65	3B-2	41
Wind	04.10→				CT60	CT40	3H-8	28
ZOE (BF)	01.13→				CT60	CT35	3H-8	28
SEAT								
Alhambra (7V8)	03.96→02.00	WP70	WP60	WP40	CT70	CT60	3A	12
Alhambra (7V9)	06.00→06.01	WP70	WP60	WP40	CT70	CT60	3A	12
Alhambra (7V9)	07.01→03.10				CT70	CT70	3B-2	41
Alhambra (710, 711)	07.10→				CT70	CT40	3H-8	27
Altea (5P1)	03.04→02.09				CT65	CT65	3F	30
Altea (5P1)	03.09→07.15				CT65	CT65	3F	30
Altea Freetrack (5P5, 5P8)	06.07→07.15				CT65	CT65	3F	30
Altea XL (5P5)	05.06→07.15				CT65	CT65	3F	30
Arona (KJ7)	07.17→				CT65	CT45	3H-8	27
Arosa (6H1)	02.97→02.99	WP48	WP45	WP28	CT48	CT45	3A	12
Arosa (6H1)	03.99→06.04	WP53	WP45	WP28	CT53	CT45	3A	12
Ateca (KH7)	04.16→				CT65	CT45	3H-8	27
Cordoba (6K2)	09.93→12.02	WP53	WP48		CT53	CT48	3A	12










EASY SET OE & UP			HYBRID		REAR FLAT REAR PLASTIC		WINTER			
										
SetOE6045	3F	1					W60	W45	3F	1
SetOE6045	3F	1					W60	W45	3F	1
SetUP5345	E3	12					W53	W45	3A	12
SetOE6040	3F	1					W60	W40	3F	1
SetUP5050	E3	12					W50	W50	3A	12
SetUP6053	E3	12					W60	W53	3A	12
SetOE6548	3H-2	28					W65	W48	3H-8	28
							W65		3A	12
SetOE6040	3H-2	28					W60	W40	3H-8	28
							W50	W35	3F	1
							W50	W35	3F	1
							W45		3A	12
SetOE6040	3H-2	28					W60	W40	3H-8	28
					RP12	5E	W60	W35	3H-8	28
SetOE7070	3B-2	41								
					RF13	7A+7E				
SetOE6565	3F	30					W65	W65	3F	30
SetOE6565	3F	30			RF13	7A+7D	W65	W65	3F	30
SetOE6565	3F	30					W65	W65	3F	30
SetOE6565	3F	30					W65	W65	3F	30
SetOE6545	3H-2	27					W65	W45	3H-8	27
SetUP4545	E3	12					W48	W45	3A	12
SetUP5345	E3	12					W53	W45	3A	12
SetOE6545	3H-2	27			RF11	7A+7E	W65	W45	3H-8	27
SetUP5348	E3	12					W53	W48	3A	12












TOEPASSINGEN VOOR AUTO'S

FOR/FÜR 		METAL			CLEANTECH			
								
Cordoba (6L2)	09.02→01.06	WP53	WP45		CT53	CT45	3A	12
Cordoba (6L2)	02.06→11.09				CT53	CT48	3H-8	28
Cordoba Vario (6K5)	04.97→08.03	WP53	WP48	WP28	CT53	CT48	3A	12
Exeo (3R2)	12.08→08.13				CT55	CT55	3C	19
Exeo ST (3R5)	06.09→08.13				CT55	CT55	3C	19
Ibiza (6K1)	03.93→05.02	WP53	WP48	WP35	CT53	CT48	3A	12
Ibiza (6L1)	09.01→01.06	WP53	WP45	WP35	CT53	CT45	3A	12
Ibiza (6L1)	02.06→11.09				CT53	CT48	3H-8	28
Ibiza (6J5)	02.08→08.11				CT60	CT40	3H-8	28
Ibiza (6J5, 6P5)	09.11→				CT60	CT40	3H-8	28
Ibiza (KJ1)	01.17→				CT65	CT43	3H-8	27
Ibiza SC (6J1)	02.08→08.11				CT60	CT40	3H-8	28
Ibiza SC (6J1, 6P1)	09.11→				CT60	CT40	3H-8	28
Ibiza ST (6J8)	03.10→08.11				CT60	CT40	3H-8	28
Ibiza ST (6J8, 6P8)	09.11→				CT60	CT40	3H-8	28
Inca (6K9)	11.95→06.03	WP50	WP45	WP45	CT50	CT45	3A	12
Leon (1M1)	10.98→06.06	WP53	WP48		CT53	CT48	3A	12
Leon (1P1)	07.05→02.09				CT65	CT65	3A	26
Leon (1P1)	03.09→12.12				CT65	CT65	3A	26
Leon (5F1)	09.12→				CT65	CT40	3H-8	27
Leon SC (5F5)	01.13→				CT65	CT40	3H-8	27
Leon SC Cupra (5F5)	01.13→				CT65	CT40	3H-8	27
Leon ST (5F8)	08.13→				CT65	CT40	3H-8	27
Mii (KF1)	10.11→				CT60	CT40	3H-8	27
Toledo (1L2)	05.91→03.99	WP50	WP50		CT50	CT50	3A	12
Toledo (1M2)	10.98→07.04	WP53	WP45		CT53	CT45	3A	12
Toledo (5P2)	09.04→05.09				CT65	CT65	3F	30
Toledo (KG3)	07.12→				CT60	CT40	3H-8	27
SKODA								
Citigo	10.11→				CT60	CT40	3H-8	27










EASY SET OE & UP			HYBRID		REAR FLAT REAR PLASTIC		WINTER			
										
SetUP5345	E3	12					W53	W45	3A	12
SetOE5348	3H-2	28					W53	W48	3H-8	28
SetUP5348	E3	12					W53	W48	3A	12
SetOE5555	3C	19					W55	W55	3C	19
SetOE5555	3C	19			RF13	7A+7D	W55	W55	3C	19
SetUP5348	E3	12					W53	W48	3A	12
SetUP5345	E3	12					W53	W45	3A	12
SetOE5348	3H-2	28					W53	W48	3H-8	28
SetOE6040	3H-2	28					W60	W40	3H-8	28
SetOE6040	3H-2	28			RF15	7A+7D	W60	W40	3H-8	28
SetOE6540	3H-2	27			RF13	7A+7E	W65	W40	3H-8	27
SetOE6040	3H-2	28					W60	W40	3H-8	28
SetOE6040	3H-2	28			RF13	7A+7D	W60	W40	3H-8	28
SetOE6040	3H-2	28					W60	W40	3H-8	28
SetOE6040	3H-2	28			RF15	7A+7D	W60	W40	3H-8	28
SetUP5045	E3	12					W50	W45	3A	12
SetUP5348	E3	12					W53	W48	3A	12
SetOE6565	3D-2	26					W65	W65	3A	26
SetOE6565	3D-2	26			RF11	7A+7D	W65	W65	3A	26
SetOE6540	3H-2	27			RF13	7A+7E	W65	W40	3H-8	27
SetOE6540	3H-2	27			RF16	7A+7E	W65	W40	3H-8	27
SetOE6540	3H-2	27					W65	W40	3H-8	27
SetOE6540	3H-2	27			RF13	7A+7E	W65	W40	3H-8	27
SetOE6040	3H-2	27			RF10	7A+7E	W60	W40	3H-8	27
SetUP5050	E3	12					W50	W50	3A	12
SetUP5345	E3	12					W53	W45	3A	12
SetOE6565	3F	30					W65	W65	3F	30
SetOE6040	3H-2	27			RF16	7A+7E	W60	W40	3H-8	27
SetOE6040	3H-2	27			RF10	7A+7E	W60	W40	3H-8	27












TOEPASSINGEN VOOR AUTO'S

FOR/FÜR 	 31	METAL			CLEANTECH			
								
Fabia (6Y2)	09.99→03.08	WP53	WP48		CT53	CT48	3A	12
Fabia (5J2)	12.06→05.13				CT53	CT53	3H-8	28
Fabia (5J2)	06.13→12.14				CT53	CT53	3H-8	28
Fabia (NJ3)	08.14→				CT60	CT40	3H-8	27
Fabia Combi (6Y5)	12.99→12.07	WP53	WP48		CT53	CT48	3A	12
Fabia Combi (5J5)	12.06→05.13				CT53	CT53	3H-8	28
Fabia Combi (5J5)	06.13→12.14				CT53	CT53	3H-8	28
Fabia Combi (NJ5)	08.14→				CT60	CT40	3H-8	27
Fabia Sedan (6Y3)	09.99→12.07	WP53	WP48		CT53	CT48	3A	12
Favorit	07.93→12.98	WP50	WP50	WP40	CT50	CT50	3A	12
Felicia (6U1)	10.94→08.01	WP50	WP50	WP40	CT50	CT50	3A	12
Felicia Combi (6U5)	10.94→08.01	WP50	WP50	WP40	CT50	CT50	3A	12
Felicia Fun (6UF)	08.96→03.01	WP53	WP45		CT53	CT45	3A	12
Karoq (NU7)	07.17→				CT60	CT53	3H-8	27
Kodiaq (NS7)	02.17→				CT60	CT53	3H-8	27
Octavia (1U2)	09.96→01.03	WP53	WP48		CT53	CT48	3A	12
Octavia (1U2)	09.96→12.10	WP53	WP48		CT53	CT48	3A	12
Octavia (1U2)	02.03→12.10	WP53	WP48	WP35	CT53	CT48	3A	12
Octavia (1Z3)	05.04→06.13				CT60	CT48	3B-2	41
Octavia (5E3)	11.12→				CT60	CT48	3H-8	27
Octavia Combi (1U5)	10.96→12.10	WP53	WP48	WP35	CT53	CT48	3A	12
Octavia Combi (1Z5)	05.04→06.13				CT60	CT48	3B-2	41
Octavia Combi (5E5)	11.12→				CT60	CT48	3H-8	27
Pick-Up (6U7,787)	09.91→03.01	WP50	WP50		CT50	CT50	3A	12
Praktik (5J7)	03.07→05.13				CT53	CT53	3H-8	28
Praktik (5J7)	06.13→05.15				CT53	CT53	3H-8	28
Rapid (NH3)	07.12→				CT60	CT40	3H-8	27
Rapid Spaceback (NH3)	10.13→				CT60	CT40	3H-8	27
Roomster (5J7)	03.06→05.13				CT53	CT53	3H-8	28










EASY SET OE & UP			HYBRID		REAR FLAT REAR PLASTIC		WINTER			
										
SetUP5348	E3	12			RF14	7I	W53	W48	3A	12
SetOE5353	3H-2	28			RF13	7A+7D	W53	W53	3H-8	28
SetOE5353	3H-2	28			RF11	7A+7D	W53	W53	3H-8	28
SetOE6040	3H-2	27			RF13	7A+7E	W60	W40	3H-8	27
SetUP5348	E3	12			RF14	7I	W53	W48	3A	12
SetOE5353	3H-2	28			RF16	7A+7D	W53	W53	3H-8	28
SetOE5353	3H-2	28					W53	W53	3H-8	28
SetOE6040	3H-2	27			RF16	7A+7E	W60	W40	3H-8	27
SetUP5348	E3	12					W53	W48	3A	12
SetUP5050	E3	12					W50	W50	3A	12
SetUP5050	E3	12					W50	W50	3A	12
SetUP5050	E3	12					W50	W50	3A	12
SetUP5345	E3	12					W53	W45	3A	12
SetOE6053	3H-2	27					W60	W53	3H-8	27
SetOE6053	3H-2	27			RF13	7A+7E	W60	W53	3H-8	27
SetUP5348	E3	12					W53	W48	3A	12
SetUP5348	E3	12					W53	W48	3A	12
SetUP5348	E3	12					W53	W48	3A	12
SetOE6048	3B-2	41			RF16	7A+7D	W60	W48	3B-2	41
SetOE6048	3H-2	27			RF16	7A+7E	W60	W48	3H-8	27
SetUP5348	E3	12					W53	W48	3A	12
SetOE6048	3B-2	41			RF16	7A+7D	W60	W48	3B-2	41
SetOE6048	3H-2	27			RF13	7A+7E	W60	W48	3H-8	27
SetUP5050	E3	12					W50	W50	3A	12
SetOE5353	3H-2	28			RF13	7A+7D	W53	W53	3H-8	28
SetOE5353	3H-2	28			RF13	7A+7D	W53	W53	3H-8	28
SetOE6040	3H-2	27			RF16	7A+7E	W60	W40	3H-8	27
SetOE6040	3H-2	27			RF16	7A+7E	W60	W40	3H-8	27
SetOE5353	3H-2	28			RF13	7A+7D	W53	W53	3H-8	28












TOEPASSINGEN VOOR AUTO'S

FOR/FÜR 	 31	METAL			CLEANTECH			
								
Roomster (5J7)	06.13→05.15				CT53	CT53	3H-8	28
Superb (3U4)	12.01→10.04				CT53	CT48	3B-2	41
Superb (3U4)	11.04→03.08	WP53	WP50		CT53	CT50	3A	12
Superb (3T4)	03.08→05.15				CT60	CT45	3H-8	28
Superb (3V3)	05.15→				CT65	CT45	3H-8	27
Superb Combi (3T5)	03.09→05.15				CT60	CT45	3H-8	28
Superb Combi (3V5)	05.15→				CT65	CT45	3H-8	27
Yeti (5L7)	05.09→				CT60	CT48	3H-8	28
SMART (MCC)								
Forfour (454)	01.04→06.07	WP65	WP45		CT65	CT45	3A	12
Forfour (453)	11.14→				CT50	CT35	3F	1
Fortwo Cabrio (450)	02.04→03.07	WP53	WP53		CT53	CT53	3A	12
Fortwo Cabrio (451)	04.07→				CT58	CT53	3A	26
Fortwo Cabrio (453)	09.15→				CT50	CT35	3F	1
Fortwo Coupé (450)	02.04→03.07	WP53	WP53	WP35	CT53	CT53	3A	12
Fortwo Coupé (451)	04.07→				CT58	CT53	3A	26
Fortwo Coupé (453)	11.14→				CT50	CT35	3F	1
Roadster (452)	04.03→11.05	WP50	WP45		CT50	CT45	3A	12
Roadster Coupé (452)	04.03→11.05	WP50	WP45		CT50	CT45	3A	12
Smart Cabrio (450)	03.00→01.04	WP53	WP53		CT53	CT53	3A	12
Smart Coupé (450)	07.98→01.04	WP53	WP53	WP35	CT53	CT53	3A	12
TESLA								
Model S	08.11→				CT70	CT45	3H-8	28
Roadster	08.06→12.12	WP65			CT65		3A	12
TOYOTA								
Auris (E15,JTN)	10.06→08.12	WP65	WP40		CT65	CT40	3A	12
Auris (E15,NMT,SB1)	02.07→10.12	WP65	WP40		CT65	CT40	3A	12
Auris (E18)	10.12→	WP65			CT65		3A	12
Auris Touring Sports (E18)	07.13→	WP65			CT65		3A	12










EASY SET OE & UP			HYBRID		REAR FLAT REAR PLASTIC		WINTER			
										
SetOE5353	3H-2	28			RF13	7A+7D	W53	W53	3H-8	28
SetOE5348	3B-2	41					W53	W48	3B-2	41
SetUP5348	E3	12					W53	W50	3A	12
SetOE6045	3H-2	28					W60	W45	3H-8	28
SetOE6545	3H-2	27			RF16	7A+7E	W65	W45	3H-8	27
SetOE6045	3H-2	28			RF16	7A+7E	W60	W45	3H-8	28
SetOE6545	3H-2	27			RF16	7A+7E	W65	W45	3H-8	27
SetOE6048	3H-2	28			RF11	7A+7E	W60	W48	3H-8	28
							W65	W45	3A	12
							W50	W35	3F	1
SetUP5353	E3	12					W53	W53	3A	12
							W55	W53	3A	26
							W50	W35	3F	1
SetUP5353	E3	12					W53	W53	3A	12
							W55	W53	3A	26
							W50	W35	3F	1
SetUP5045	E3	12					W50	W45	3A	12
SetUP5045	E3	12					W50	W45	3A	12
SetUP5353	E3	12					W53	W53	3A	12
SetUP5353	E3	12					W53	W53	3A	12
							W65		3A	12
SetUP6540	E3	12	H65	H40	RP12	5B	W65	W40	3A	12
SetUP6540	E3	12	H65	H40	RP12	5A	W65	W40	3A	12
							W65		3A	12
					RP10	5A	W65		3A	12












TOEPASSINGEN VOOR AUTO'S

FOR/FÜR 		METAL			CLEANTECH			
								
Avalon	09.99→08.04	WP60	WP40		CT60	CT40	3A	12
Avensis (T22)	10.97→01.03	WP53	WP45		CT53	CT45	3A	12
Avensis (T25)	01.03→11.08	WP60	WP40		CT60	CT40	3A	12
Avensis (T27)	11.08→				CT65	CT40	3H-8	28
Avensis Liftback (T22)	10.97→01.03	WP53	WP45	WP50	CT53	CT45	3A	12
Avensis Liftback (T25)	01.03→11.08	WP60	WP40	WP40	CT60	CT40	3A	12
Avensis Verso (M2)	05.01→11.09	WP65	WP40		CT65	CT40	3A	12
Avensis Wagon (T22)	10.97→01.03	WP53	WP45	WP35	CT53	CT45	3A	12
Avensis Wagon (T25)	01.03→11.08	WP60	WP40		CT60	CT40	3A	12
Avensis Wagon (T27)	11.08→				CT65	CT40	3H-8	28
Avenza (F601, F602)	04→16	WP50	WP40		CT50	CT40	3A	12
Avenza (F65)	17→	WP50	WP35		CT50	CT35	3A	12
Aygo	02.05→12.14	WP65			CT65		3A	12
Aygo (B4)	05.14→				CT65		3A	26
Calya	16→	WP55	WP43		CT55	CT43	3A	12
Camry (V1)	06.91→08.96	WP53	WP45		CT53	CT45	3A	12
Camry (V2)	06.96→08.01	WP53	WP45		CT53	CT45	3A	12
Camry (V3)	08.99→01.06	WP55	WP50		CT55	CT50	3A	12
Camry (V3)	08.01→01.06	WP65	WP45		CT65	CT45	3A	12
Camry (V4,V40)	01.06→	WP60	WP50		CT60	CT50	3A	12
Camry (V5)	08.11→	WP65	WP45		CT65	CT45	3A	12
Camry (V7)	04.18→	WP65	WP50		CT65	CT50	3A	12
Camry Wagon (V1)	03.92→08.96	WP53	WP45	WP35	CT53	CT45	3A	12
Carina E Liftback (T19)	02.92→10.97	WP53	WP45	WP50	CT53	CT45	3A	12
Carina E Sedan (T19)	02.92→10.97	WP53	WP45		CT53	CT45	3A	12
Carina E Wagon (T19)	11.92→10.97	WP53	WP45		CT53	CT45	3A	12
Celica Cabrio (T20)	08.94→05.99	WP53	WP48		CT53	CT48	3A	12
Celica Coupé (T23)	08.99→09.05	WP65	WP40	WP50	CT65	CT40	3A	12
Celica Liftback (T20)	11.93→08.99	WP53	WP48	WP50	CT53	CT48	3A	12










EASY SET OE & UP			HYBRID		REAR FLAT REAR PLASTIC		WINTER			
										
SetUP6040	E3	12					W60	W40	3A	12
SetUP5345	E3	12					W53	W45	3A	12
SetUP6040	E3	12					W60	W40	3A	12
SetOE6540	3H-2	28			RP12	5A	W65	W40	3H-8	28
SetUP5345	E3	12					W53	W45	3A	12
SetUP6040	E3	12					W60	W40	3A	12
SetUP6540	E3	12			RP16	5A	W65	W40	3A	12
SetUP5345	E3	12					W53	W45	3A	12
SetUP6040	E3	12			RP12	5A	W60	W40	3A	12
SetOE6540	3H-2	28					W65	W40	3H-8	28
							W50	W40	3A	
							W50	W35	3A	
							W65		3A	12
					RP12	5A	W65		3A	26
							W55	W40	3A	
SetUP5345	E3	12					W53	W45	3A	12
SetUP5345	E3	12					W53	W45	3A	12
SetUP5550	E3	12					W55	W50	3A	12
							W65	W45	3A	12
			H60	H50			W60	W50	3A	12
			H65	H45			W65	W45	3A	12
			H65	H50			W65	W50	3A	12
SetUP5345	E3	12					W53	W45	3A	12
SetUP5345	E3	12					W53	W45	3A	12
SetUP5345	E3	12					W53	W45	3A	12
SetUP5345	E3	12					W53	W45	3A	12
SetUP5348	E3	12					W53	W48	3A	12
SetUP6540	E3	12					W65	W40	3A	12
SetUP5348	E3	12					W53	W48	3A	12












TOEPASSINGEN VOOR AUTO'S

FOR/FÜR 	 31	METAL			CLEANTECH			
								
C-HR	10.16→				CT65	CT40	3T	51
Commuter	02.98→	WP48	WP48		CT48	CT48	3A	12
Commuter	01.06→	WP55	WP55		CT55	CT55	3A	12
Conquest (Carri)	11.98→	WP45	WP45		CT45	CT45	3A	12
Corolla (E10)	05.92→08.98	WP50	WP45	WP40	CT50	CT45	3A	12
Corolla (E11)	05.95→08.02	WP50	WP45	WP40	CT50	CT45	3A	12
Corolla (E12)	08.00→08.08	WP55	WP48		CT55	CT48	3A	12
Corolla (E12)	10.02→08.08	WP60	WP40		CT60	CT40	3A	12
Corolla (E14,E15)	11.06→04.13	WP65			CT65		3A	12
Corolla (E18)	06.13→	WP65			CT65		3A	12
Corolla Hatchback (E10)	05.92→04.97	WP50	WP45	WP45	CT50	CT45	3A	12
Corolla Hatchback (E11)	05.97→07.01	WP50	WP45	WP40	CT50	CT45	3A	12
Corolla Hatchback (E12,SB1)	11.01→12.07	WP55	WP48		CT55	CT48	3A	12
Corolla Hatchback (E12)	11.01→11.06	WP60	WP40		CT60	CT40	3A	12
Corolla Hatchback (E12,JTD)	09.02→12.06	WP55	WP48		CT55	CT48	3A	12
Corolla Liftback (E10)	05.92→05.95	WP50	WP45	WP40	CT50	CT45	3A	12
Corolla Liftback (E11)	05.97→11.01	WP50	WP45	WP50	CT50	CT45	3A	12
Corolla Sedan (E10)	05.92→08.97	WP50	WP45		CT50	CT45	3A	12
Corolla Sedan (E11)	05.95→08.02	WP50	WP45		CT50	CT45	3A	12
Corolla Verso (E12)	09.01→01.04	WP65	WP40		CT65	CT40	3A	12
Corolla Verso (R1)	02.04→02.09	WP65	WP40		CT65	CT40	3A	12
Corolla Wagon (E10)	05.92→04.97	WP50	WP45	WP40	CT50	CT45	3A	12
Corolla Wagon (E11)	04.97→09.01	WP50	WP45	WP35	CT50	CT45	3A	12
Corolla Wagon (E12)	08.00→02.07	WP60	WP40		CT60	CT40	3A	12
Dyna	01.97→04.03	WP43	WP43		CT43	CT43	3A	12
Dyna	10.00→	WP50	WP50		CT50	CT50	3A	12
Echo	09.99→	WP53	WP35		CT53	CT35	3A	12
Estima	06→	WP70	WP40		CT70	CT40	3A	12
Etios Valco	10→	WP65			CT65		3A	12










EASY SET OE & UP			HYBRID		REAR FLAT REAR PLASTIC		WINTER			
										
					RP14	5A				
							W48	W48	3A	
							W55	W55	3A	
SetUP4545	E3	12					W45	W45	3A	12
SetUP5045	E3	12					W50	W45	3A	12
SetUP5045	E3	12					W50	W45	3A	12
SetUP5548	E3	12			RP14	5B	W55	W48	3A	12
SetUP6040	E3	12					W60	W40	3A	12
							W65		3A	12
							W65		3A	12
SetUP5045	E3	12					W50	W45	3A	12
SetUP5045	E3	12					W50	W45	3A	12
SetUP5548	E3	12			RP14	5A	W55	W48	3A	12
SetUP6040	E3	12			RP14	5A	W60	W40	3A	12
SetUP5548	E3	12			RP14	5B	W55	W48	3A	12
SetUP5045	E3	12					W50	W45	3A	12
SetUP5045	E3	12					W50	W45	3A	12
SetUP5045	E3	12					W50	W45	3A	12
SetUP5045	E3	12					W50	W45	3A	12
SetUP6540	E3	12			RP14	5A	W65	W40	3A	12
SetUP6540	E3	12			RP12	5A	W65	W40	3A	12
SetUP5045	E3	12					W50	W45	3A	12
SetUP5045	E3	12					W50	W45	3A	12
SetUP6040	E3	12			RP14	5A	W60	W40	3A	12
							W40	W40	3A	12
SetUP5050	E3	12					W50	W50	3A	12
							W53	W35	3A	
							W65		3A	












TOEPASSINGEN VOOR AUTO'S

FOR/FÜR 		METAL			CLEANTECH			
								
Etois		WP65			CT65		3A	12
Fortuner	01.05→	WP53	WP48		CT53	CT48	3A	12
Fortuner (AN160)	07.15→	WP55	WP40		CT55	CT40	3A	12
FunCargo	01.00→12.04	WP55	WP40		CT55	CT40	3A	12
GT86	04.12→	WP55	WP50		CT55	CT50	3A	12
Harrier	12.97→02.03	WP60	WP53		CT60	CT53	3A	12
Harrier	02.03→	WP65	WP55		CT65	CT55	3A	12
Hiace (LXH,RCH)	08.95→08.96	WP50	WP45	WP45	CT50	CT45	3A	12
Hiace (LXH,RCH)	08.96→05.09	WP53	WP53	WP45	CT53	CT53	3A	12
Hiace (KLH)	08.01→	WP53	WP53	WP45	CT53	CT53	3A	12
Hiace Van (LH,LXH,ZH)	08.96→02.06	WP53	WP53		CT53	CT53	3A	12
Hiace Wagon (LH,ZH)	08.96→02.06	WP53	WP53		CT53	CT53	3A	12
Highlander	09.00→08.07	WP55	WP48		CT55	CT48	3A	12
Highlander	09.07→	WP65	WP50		CT65	CT50	3A	12
Hilux (N5/N6)	08.84→07.98	WP43	WP43		CT43	CT43	3A	12
Hilux (N16/N17)	08.97→	WP43	WP43		CT43	CT43	3A	12
Hilux (N15,N25,N26,N35)	07.05→	WP53	WP48		CT53	CT48	3A	12
Hilux (Raider)	05.05→	WP53	WP48		CT53	CT48	3A	12
Hilux (N12,N13)	06.15→	WP55	WP40		CT55	CT40	3A	12
Hilux Vigo (TGN16, TGN26)	08.04→	WP53	WP48		CT53	CT48	3A	12
Innova (AN140)	16→	WP65	WP40		CT65	CT40	3A	12
Innova (AN40)	04→15	WP53	WP48		CT53	CT48	3A	12
iQ	11.08→05.14	WP53	WP45		CT53	CT45	3A	12
Kijang	01.96→12.04	WP53	WP45		CT53	CT45	3A	12
Kijang Innova	02.04→	WP60	WP40		CT60	CT40	3A	12
Land Cruiser (J7)	11.84→08.01	WP43	WP43	WP35	CT43	CT43	3A	12
Land Cruiser (J9)	04.96→12.06	WP48	WP45	WP35	CT48	CT45	3A	12
Land Cruiser (J10)	01.98→07.08	WP60	WP55	WP40	CT60	CT55	3A	12
Land Cruiser (J12)	09.02→08.09	WP55	WP53	WP40	CT55	CT53	3A	12










EASY SET OE & UP			HYBRID		REAR FLAT REAR PLASTIC		WINTER			
										
							W65		3A	
SetUP5348	E3	12			RP12	5A	W53	W48	3A	12
SetUP5540	E3	12			RP12	5A	W55	W40	3A	12
							W55	W40	3A	
SetUP5550	E3	12	H55	H50			W55	W50	3A	12
SetUP6053	E3	12					W60	W53	3A	12
							W65	W55	3A	12
SetUP5045	E3	12					W50	W45	3A	12
SetUP5353	E3	12					W53	W53	3A	12
SetUP5353	E3	12					W53	W53	3A	12
SetUP5353	E3	12					W53	W53	3A	12
SetUP5353	E3	12					W53	W53	3A	12
SetUP5353	E3	12					W53	W53	3A	12
SetUP5548	E3	12			RP12	5A	W55	W48	3A	12
			H65	H50	RP12	5A	W65	W50	3A	12
							W40	W40	3A	12
							W40	W40	3A	12
SetUP5348	E3	12					W53	W48	3A	12
SetUP5348	E3	12					W53	W48	3A	12
SetUP5540	E3	12	H55	H40			W55	W40	3A	12
SetUP5348	E3	12					W53	W48	3A	12
							W65	W40	3A	
							W53	W48	3A	
SetUP5345	E3	12			RP10	5A	W53	W45	3A	12
							W53	W45	3A	
							W60	W40	3A	
							W40	W40	3A	12
SetUP4545	E3	12					W48	W45	3A	12
SetUP6053	E3	12					W60	W55	3A	12
SetUP5553	E3	12					W55	W53	3A	12












TOEPASSINGEN VOOR AUTO'S

FOR/FÜR 	 31	METAL			CLEANTECH			
								
Land Cruiser (J20)	09.07→	WP60	WP55		CT60	CT55	3A	12
Land Cruiser (J15)	08.09→	WP65	WP50		CT65	CT50	3A	12
Land Cruiser Prado (J9)	04.96→09.04	WP48	WP45	WP35	CT48	CT45	3A	12
Land Cruiser Prado (J12)	09.02→09.09	WP55	WP53	WP40	CT55	CT53	3A	12
Land Cruiser Prado (J15)	09.09→	WP65	WP50		CT65	CT50	3A	12
Mark X	09→	WP60	WP40		CT60	CT40	3A	12
Mirai	16→17				CT65	CT50	3T	51
MR2 Cabrio (W3)	12.99→05.06	WP50	WP48		CT50	CT48	3A	12
Nav	12→	WP65	WP40		CT65	CT40	3A	12
New Altis	07.10→12.13	WP65			CT65		3A	12
Paseo (L5)	08.95→08.99	WP50	WP45		CT50	CT45	3A	12
Picnic	09.96→05.01	WP60	WP40	WP35	CT60	CT40	3A	12
Picnic	08.03→	WP60	WP40		CT60	CT40	3A	12
Prado (J120)	02→09	WP55	WP53		CT55	CT53	3A	12
Prado (J150)	09→	WP65	WP50		CT65	CT50	3A	12
Previa	02.00→01.06	WP70	WP45		CT70	CT45	3A	12
Prius (W11)	09.00→08.03	WP60	WP40		CT60	CT40	3A	12
Prius (W20)	09.03→03.09	WP65	WP43	WP40	CT65	CT43	3A	12
Prius (W30,W35)	04.09→	WP65	WP40	WP40	CT65	CT40	3A	12
Prius (W50)	11.15→				CT70	CT40	3T	51
Prius + (W40)	03.12→	WP65	WP35		CT65	CT38	3A	12
Proace	06.13→	WP65	WP50		CT65	CT50	3A	12
Proace (K0)	02.16→				CT65	CT50	3F	1
Proace Verso (K0)	02.16→				CT65	CT50	3F	1
Qualis	01.99→11.04	WP40	WP40		CT40	CT40	3A	12
RAV4 (A1)	04.94→08.00	WP50	WP45	WP35	CT50	CT45	3A	12
RAV4 (A2)	05.00→01.06	WP60	WP48		CT60	CT48	3A	12
RAV4 (A3)	11.05→11.12	WP60	WP43		CT60	CT43	3A	12
RAV4 (A4)	12.12→	WP65	WP40		CT65	CT40	3A	12










EASY SET OE & UP			HYBRID		REAR FLAT REAR PLASTIC		WINTER			
										
SetUP6053	E3	12			RP12	5A	W60	W55	3A	12
			H65	H50	RP12	5A	W65	W50	3A	12
SetUP4545	E3	12	H48	H45			W48	W45	3A	12
SetUP5553	E3	12					W55	W53	3A	12
			H65	H50	RP12	5A	W65	W50	3A	12
							W60	W40	3A	
SetUP5045	E3	12					W50	W48	3A	12
							W65	W40	3A	
							W65		3A	12
SetUP5045	E3	12					W50	W45	3A	12
SetUP6040	E3	12					W60	W40	3A	12
SetUP6040	E3	12			RP16	5A	W60	W40	3A	12
							W55	W53	3A	
							W65	W50	3A	
					RP16	5A				
SetUP6040	E3	12					W60	W40	3A	12
SetUP6540	E3	12					W65	W40	3A	12
SetUP6540	E3	12	H65	H40			W65	W40	3A	12
			H65	H35	RP10	5A	W65	W35	3A	12
					RP14	5D	W65	W50	3A	12
SetOE6548	3F	1			RP12	5E	W65	W50	3F	1
SetOE6548	3F	1			RP12	5E	W65	W50	3F	1
							W40	W40	3A	
SetUP5045	E3	12					W50	W45	3A	12
SetUP6045	E3	12			RP12	5A	W60	W48	3A	12
SetUP6040	E3	12	H60	H43	RP12	5A	W60	W40	3A	12
SetUP6540	E3	12			RP10	5A	W65	W40	3A	12












TOEPASSINGEN VOOR AUTO'S

FOR/FÜR 	 31	METAL			CLEANTECH			
								
RAV4 Cabrio (A1)	11.95→08.00	WP50	WP45		CT50	CT45	3A	12
Rush	06→	WP53	WP45		CT53	CT45	3A	12
Sequoia	09.07→	WP48	WP48		CT48	CT48	3A	12
Sienna	09.06→	WP65	WP48		CT65	CT48	3A	12
Sienna	01.10→	WP60	WP50		CT60	CT50	3A	12
Solara	09.98→08.03	WP55	WP53		CT55	CT53	3A	12
Solara	09.03→08.08	WP60	WP48		CT60	CT48	3A	12
Starlet (P9)	01.96→07.99	WP50	WP45	WP40	CT50	CT45	3A	12
Town Ace	02.08→	WP48	WP48		CT48	CT48	3A	12
Tundra	11.06→				CT65	CT55	3A	26
Urban Cruiser (P1)	01.09→12.16	WP60			CT60		3A	12
Vellfire	07→12	WP70	WP35		CT70	CT35	3A	12
Ventury	02.05→	WP55	WP55		CT55	CT55	3A	12
Venza	02.09→	WP65	WP55		CT65	CT55	3A	12
Verso (R2)	02.09→	WP65	WP40		CT65	CT40	3A	12
Verso-S	11.10→12.15	WP70			CT70		3A	12
Vios	03→07	WP50	WP35		CT50	CT35	3A	12
Vios	07→	WP60	WP35		CT60	CT35	3A	12
Wish (AE10)	03→09	WP65	WP35		CT65	CT35	3A	12
Wish (AE20)	09→	WP60	WP35		CT60	CT35	3A	12
Yaris (P1)	01.99→08.05	WP53	WP35		CT53	CT38	3A	12
Yaris (P9,JTD)	08.05→07.11	WP60			CT60		3A	12
Yaris (P9,VNK)	11.05→07.11	WP60			CT60		3A	12
Yaris (P13)	07.11→	WP70			CT70		3A	12
Yaris (F) (P1)	01.01→08.06	WP53	WP35		CT53	CT38	3A	12
Yaris Verso (P2)	08.99→11.02	WP55	WP40	WP40	CT55	CT40	3A	12
Yaris Verso (P2)	12.02→09.05	WP55	WP40		CT55	CT40	3A	12
VOLVO								
C30	10.06→07.10				CT65	CT50	3H-8	28










EASY SET OE & UP			HYBRID		REAR FLAT REAR PLASTIC		WINTER			
										
SetUP5045	E3	12					W50	W45	3A	12
							W53	W45	3A	
SetUP4848	E3	12					W48	W48	3A	12
							W65	W48	3A	12
			H60	H50			W60	W50	3A	12
SetUP5553	E3	12					W55	W53	3A	12
SetUP6045	E3	12					W60	W48	3A	12
SetUP5045	E3	12					W50	W45	3A	12
							W48	W48	3A	
							W65	W55	3A	26
							W60		3A	12
							W55	W55	3A	
			H65	H55	RP12	5A	W65	W55	3A	12
SetUP6540	E3	12	H65	H40	RP12	5A	W65	W40	3A	12
			H70		RP12	5A				
							W50	W35	3A	
							W60	W35	3A	
							W65	W35	3A	
							W60	W35	3A	
							W53	W35	3A	12
					RP12	5A	W60		3A	12
							W60		3A	12
			H70		RP12	5A				
							W53	W35	3A	12
SetUP5540	E3	12					W55	W40	3A	12
SetUP5540	E3	12					W55	W40	3A	12
SetOE6548	3H-2	28			RF16	7A	W65	W50	3H-8	28












TOEPASSINGEN VOOR AUTO'S

FOR/FÜR 		METAL			CLEANTECH			
								
C30	10.06→				CT65	CT48	3H-8	28
C30	08.10→				CT65	CT50	3H-8	28
C70 Coupé	01.97→07.02	WP53	WP53		CT53	CT53	3A	12
C70 I Cabrio	02.98→03.06	WP53	WP53		CT53	CT53	3A	12
C70 II Cabrio	03.06→12.13				CT65	CT48	3H-8	28
S40 I	09.95→01.04	WP50	WP50		CT50	CT50	3A	12
S40 II (P11)	12.03→12.12				CT65	CT48	3B-2, 3H-8	27
S40 II (P11)	12.03→08.05				CT65	CT50	3B-2	41
S40 II (P11)	08.05→12.12				CT65	CT50	3H-8	28
S60 Cross Country	08.15→				CT65	CT50	3H-8	28
S60 I	11.00→07.04	WP60	WP53		CT60	CT53	3A	12
S60 I	08.04→07.09				CT60	CT53	3A	26
S60 II	11.10→				CT65	CT50	3H-8	28
S70	01.97→07.00	WP53	WP53		CT53	CT53	3A	12
S80 I	08.98→07.04	WP60	WP53		CT60	CT53	3A	12
S80 I	08.04→07.06				CT60	CT53	3A	26
S80 II	03.06→				CT65	CT50	3H-8	28
S90 I	01.97→05.98	WP53	WP53		CT53	CT53	3A	12
S90 II	03.16→				CT60	CT50	3H-8	27
V40 Cross Country	01.13→				CT65	CT48	3H-8	28
V40 I	01.95→08.04	WP50	WP50		CT50	CT50	3A	12
V40 I	01.95→08.04	WP50	WP50	WP40	CT50	CT50	3A	12
V40 I	05.00→08.04	WP50	WP50		CT50	CT50	3A	12
V40 II	09.12→				CT65	CT48	3H-8	28
V50	04.04→12.12				CT65	CT48	3B-2, 3H-8	27
V50	04.04→07.05				CT65	CT50	3B-2	41
V50	08.05→12.12				CT65	CT50	3H-8	28
V60	09.10→06.15				CT65	CT50	3H-8	28
V60	09.10→				CT65	CT48	3H-8	28










EASY SET OE & UP			HYBRID		REAR FLAT REAR PLASTIC		WINTER			
										
SetOE6548	3H-2	28					W65	W48	3H-8	28
SetOE6548	3H-2	28					W65	W50	3H-8	28
SetUP5353	E3	12					W53	W53	3A	12
SetUP5353	E3	12					W53	W53	3A	12
SetOE6548	3H-2	28					W65	W48	3H-8	28
SetUP5050	E3	12					W50	W50	3A	12
SetOE6548	3B-2, 3H-2	27					W65	W48	3B-2, 3H-8	27
SetOE6548	3B-2	41					W65	W50	3B-2	41
SetOE6548	3H-2	28					W65	W50	3H-8	28
SetOE6548	3H-2	28					W65	W50	3H-8	28
SetUP6053	E3	12					W60	W53	3A	12
SetOE6053	3D-2	26					W60	W53	3A	26
SetOE6548	3H-2	28					W65	W50	3H-8	28
SetUP5353	E3	12					W53	W53	3A	12
SetUP6053	E3	12					W60	W53	3A	12
SetOE6053	3D-2	26					W60	W53	3A	26
SetOE6548	3H-2	28					W65	W50	3H-8	28
SetUP5353	E3	12					W53	W53	3A	12
SetOE6050	3H-2	27					W60	W50	3H-8	27
SetOE6548	3H-2	28			RF11	7A+7D	W65	W48	3H-8	28
SetUP5050	E3	12					W50	W50	3A	12
SetUP5050	E3	12					W50	W50	3A	12
SetUP5050	E3	12					W50	W50	3A	12
SetOE6548	3H-2	28			RF11	7A+7D	W65	W48	3H-8	28
SetOE6548	3B-2, 3H-2	27					W65	W48	3B-2, 3H-8	27
SetOE6548	3B-2	41					W65	W50	3B-2	41
SetOE6548	3H-2	28					W65	W50	3H-8	28
SetOE6548	3H-2	28					W65	W50	3H-8	28
SetOE6548	3H-2	28					W65	W48	3H-8	28












TOEPASSINGEN VOOR AUTO'S

FOR/FÜR 		METAL			CLEANTECH			
								
V60	06.15→				CT65	CT50	3H-8	28
V60 Cross Country	08.15→				CT65	CT50	3H-8	28
V70 I	01.97→03.00	WP53	WP53	WP43	CT53	CT53	3A	12
V70 II	03.00→07.03	WP60	WP53	WP40	CT60	CT53	3A	12
V70 II	03.00→07.04	WP60	WP53		CT60	CT53	3A	12
V70 II	08.03→07.04	WP60	WP53		CT60	CT53	3A	12
V70 II	08.04→07.07				CT60	CT53	3A	26
V70 III	08.07→				CT65	CT50	3H-8	28
V90 Cross Country	02.17→				CT60	CT50	3H-8	27
V90 I	01.97→07.98	WP53	WP53		CT53	CT53	3A	12
V90 II	03.16→				CT60	CT50	3H-8	27
XC40	12.17→				CT60	CT50	3H-8	27
XC60 I	03.09→07.17				CT65	CT50	3H-8	28
XC60 I	03.09→07.10				CT65	CT50	3H-8	28
XC60 I	08.10→07.17				CT65	CT50	3H-8	28
XC60 II	03.17→				CT65	CT50	3H-8	28
XC70 I	08.02→07.03	WP60	WP53	WP40	CT60	CT53	3A	12
XC70 I	08.02→07.04	WP60	WP53		CT60	CT53	3A	12
XC70 I	08.03→07.04	WP60	WP53		CT60	CT53	3A	12
XC70 I	08.04→07.07				CT60	CT53	3A	26
XC70 II	08.07→				CT65	CT50	3H-8	28
XC90 I	10.02→07.04	WP60	WP50		CT60	CT50	3A	12
XC90 I	08.04→07.06				CT60	CT53	3A	26
XC90 I	08.06→07.10				CT60	CT53	3A	26
XC90 I	08.10→07.16				CT60	CT53	3A	26
XC90 II	06.15→				CT60	CT50	3H-8	27
VW								
Cross Santana	02.16→				CT60	CT40	3H-8	27
Gran Santana	03.15→				CT60	CT40	3H-8	27
Lamando	04.15→				CT60	CT50	3H-8	27










EASY SET OE & UP			HYBRID		REAR FLAT REAR PLASTIC		WINTER			
										
SetOE6548	3H-2	28					W65	W50	3H-8	28
SetOE6548	3H-2	28					W65	W50	3H-8	28
SetUP5353	E3	12					W53	W53	3A	12
SetUP6053	E3	12					W60	W53	3A	12
SetUP6053	E3	12					W60	W53	3A	12
SetUP6053	E3	12			RP14	5D	W60	W53	3A	12
SetOE6053	3D-2	26					W60	W53	3A	26
SetOE6548	3H-2	28			RF14	7A	W65	W50	3H-8	28
							W60	W50	3H-8	27
SetUP5353	E3	12					W53	W53	3A	12
					RF14	7A	W60	W50	3H-8	27
SetOE6050	3H-2	27					W60	W50	3H-8	27
SetOE6548	3H-2	28					W65	W50	3H-8	28
SetOE6548	3H-2	28			RF15	7A	W65	W50	3H-8	28
SetOE6548	3H-2	28			RP14	5D	W65	W50	3H-8	28
SetOE6548	3H-2	28					W65	W50	3H-8	28
SetUP6053	E3	12					W60	W53	3A	12
SetUP6053	E3	12					W60	W53	3A	12
SetUP6053	E3	12			RP14	5D	W60	W53	3A	12
SetOE6053	3D-2	26			RP14	5D	W60	W53	3A	26
SetOE6548	3H-2	28			RF14	7A	W65	W50	3H-8	28
					RP14	5D	W60	W50	3A	12
SetOE6053	3D-2	26			RP14	5D	W60	W53	3A	26
SetOE6053	3D-2	26			RF15	7A	W60	W53	3A	26
SetOE6053	3D-2	26			RP14	5D	W60	W53	3A	26
					RF14	7A	W60	W50	3H-8	27
							W60	W40	3H-8	
							W60	W40	3H-8	
							W60	W50	3H-8	












TOEPASSINGEN VOOR AUTO'S

FOR/FÜR 	 31	METAL			CLEANTECH			
								
Magotan	01.07→04.11				CT60	CT48	3H-8	27
Passat	04.11→				CT60	CT48	3H-8	27
Sagitar	01.06→				CT60	CT48	3H-8	27
Santana New	06.14→				CT60	CT40	3H-8	27
VW (VOLKSWAGEN)								
Amarok (2H)	09.10→04.12	WP60	WP53		CT60	CT53	3A	12
Amarok (2H)	05.12→10.16				CT60	CT60	3H-8	27
Amarok (S6,S7)	06.16→				CT60	CT60	3H-8	27
Ameo		WP60	WP40		CT60	CT43		12
Arteon (3H7)	03.17→				CT65	CT48	3H-8	27
Beetle (5C1,5C2)	04.11→				CT53	CT53	3H-8	27
Beetle Cabriolet (5C7,5C8)	01.13→				CT53	CT53	3H-8	27
Bora (1J2)	09.98→05.02	WP53	WP48		CT53	CT48	3A	12
Bora (1J2)	06.02→05.05				CT53	CT45	3B-2	41
Bora Variant (1J6)	09.98→05.02	WP53	WP48	WP35	CT53	CT48	3A	12
Bora Variant (1J6)	06.02→05.05				CT53	CT45	3B-2	41
Caddy (9K9)	11.95→06.03	WP53	WP45	WP45	CT53	CT45	3A	12
Caddy (2K)	02.04→08.10				CT60	CT48	3B-2, 3H-8	27
Caddy (2K)	02.04→10.06				CT60	CT45	3B-2	41
Caddy (2K)	11.06→08.10				CT60	CT45	3H-8	28
Caddy (2C)	09.10→05.15				CT60	CT45	3H-8	28
Caddy (SA)	05.15→05.17				CT60	CT45	3H-8	28
Caddy (SA)	06.17→				CT60	CT45	3H-8	27
Caddy Pickup (9U7)	06.96→12.00	WP53	WP45		CT53	CT45	3A	12
California T4 (70,7D)	09.90→06.03	WP53	WP50	WP40	CT53	CT50	3A	12
California T5 (7H, 7E)	02.03→05.13				CT60	CT60	3B-2	41
California T5 (7H, 7E)	02.03→05.13	WP60	WP53		CT60	CT53	3A	12
California T5 (7E)	06.13→08.15				CT60	CT60	3H-8	27
California T6 (SG)	04.15→				CT60	CT60	3H-8	27










EASY SET OE & UP			HYBRID		REAR FLAT REAR PLASTIC		WINTER			
										
							W60	W48	3H-8	
							W60	W48	3H-8	
							W60	W48	3H-8	
							W60	W40	3H-8	
SetUP6053	E3	12					W60	W53	3A	12
SetOE6060	3H-2	27					W60	W60	3H-8	27
SetOE6060	3H-2	27					W60	W60	3H-8	27
SetOE6548	3H-2	27					W65	W48	3H-8	27
SetOE5353	3H-2	27					W53	W53	3H-8	27
SetOE5353	3H-2	27					W53	W53	3H-8	27
SetUP5348	E3	12					W53	W48	3A	12
SetOE5348	3B-2	41					W53	W45	3B-2	41
SetUP5348	E3	12					W53	W48	3A	12
SetOE5348	3B-2	41					W53	W45	3B-2	41
SetUP5345	E3	12					W53	W45	3A	12
SetOE6048	3B-2, 3H-2	27			RF16	7A+7D	W60	W48	3B-2, 3H-8	27
SetOE6045	3B-2	41					W60	W45	3B-2	41
SetOE6045	3H-2	28					W60	W45	3H-8	28
SetOE6045	3H-2	28			RF16	7A+7D	W60	W45	3H-8	28
SetOE6045	3H-2	28			RF16	7A+7E	W60	W45	3H-8	28
SetOE6045	3H-2	27			RF16	7A+7E	W60	W45	3H-8	27
SetUP5345	E3	12					W53	W45	3A	12
SetUP5348	E3	12					W53	W50	3A	12
SetOE6060	3B-2	41			RF18	7A+7D	W60	W60	3B-2	41
SetUP6053	E3	12			RF18	7A+7D	W60	W53	3A	12
SetOE6060	3H-2	27					W60	W60	3H-8	27
SetOE6060	3H-2	27			RF16	7A+7E	W60	W60	3H-8	27












TOEPASSINGEN VOOR AUTO'S

FOR/FÜR 	 31	METAL			CLEANTECH			
								
Caravelle T4 (70,7D)	09.90→06.03	WP53	WP50	WP40	CT53	CT50	3A	12
Caravelle T5 (7H, 7E)	02.03→05.13				CT60	CT60	3B-2	41
Caravelle T5 (7H, 7E)	02.03→05.13	WP60	WP53		CT60	CT53	3A	12
Caravelle T5 (7E)	06.13→08.15				CT60	CT60	3H-8	27
Caravelle T6 (SG)	04.15→				CT60	CT60	3H-8	27
CC(358)	11.11→12.16				CT60	CT48	3H-8	27
Crafter (2E)	04.06→12.16				CT65	CT60	3A	26
Crafter (SY,SZ)	09.16→				CT70	CT65	3H-8	27
e-Golf (BE1)	03.14→				CT65	CT45	3H-8	27
Eos (1F7,1F8)	05.06→08.15				CT60	CT48	3H-8	28
e-up! (BL1)	07.13→06.16				CT60	CT40	3H-8	27
e-up! (BL2)	08.16→				CT60	CT40	3H-8	27
Eurovan (70)	09.91→08.01	WP53	WP50	WP40	CT53	CT50	3A	12
Fox (5Z1)	04.05→12.12	WP53	WP35		CT53	CT38	3A	12
Golf Alltrack (BA5, BV5)	11.14→				CT65	CT45	3H-8	28
Golf III (1H1)	11.91→12.97	WP53	WP48	WP35	CT53	CT48	3A	12
Golf III Cabriolet (1E7)	09.93→04.98	WP53	WP48		CT53	CT48	3A	12
Golf III Variant (1H5)	07.93→02.99	WP53	WP48	WP35	CT53	CT48	3A	12
Golf IV (1J1)	10.97→05.02	WP53	WP48	WP35	CT53	CT48	3A	12
Golf IV (1J1)	06.02→06.05				CT53	CT45	3B-2	41
Golf IV Cabriolet (1E7)	04.98→06.02	WP53	WP48		CT53	CT48	3A	12
Golf IV Variant (1J5)	05.99→05.02	WP53	WP48	WP35	CT53	CT48	3A	12
Golf IV Variant (1J5)	06.02→06.06				CT53	CT45	3B-2	41
Golf Plus (5M1,521)	01.05→02.14				CT70	CT70	3B-2	41
Golf Plus (5M1)	01.05→05.09				CT70	CT70	3B-2	41
Golf Plus (521)	01.09→02.14				CT70	CT70	3B-2	41
Golf Sportsvan (AM1)	02.14→				CT70	CT40	3H-8	27
Golf V (1K1)	10.03→11.08				CT60	CT48	3B-2, 3H-8	27
Golf V (1K1)	10.03→10.05				CT60	CT48	3B-2	41










EASY SET OE & UP			HYBRID		REAR FLAT REAR PLASTIC		WINTER			
										
SetUP5348	E3	12					W53	W50	3A	12
SetOE6060	3B-2	41					W60	W60	3B-2	41
SetUP6053	E3	12					W60	W53	3A	12
SetOE6060	3H-2	27			RF16	7A+7D	W60	W60	3H-8	27
SetOE6060	3H-2	27			RF18	7A+7D	W60	W60	3H-8	27
SetOE6048	3H-2	27					W60	W48	3H-8	27
					RF17	7A+7C	W65	W60	3A	26
SetOE6545	3H-2	27			RF11	7A+7E	W65	W45	3H-8	27
SetOE6048	3H-2	28					W60	W48	3H-8	28
SetOE6040	3H-2	27			RF10	7A+7E	W60	W40	3H-8	27
SetOE6040	3H-2	27			RF10	7A+7E	W60	W40	3H-8	27
SetUP5348	E3	12					W53	W50	3A	12
							W53	W35	3A	12
SetOE6545	3H-2	28			RF11	7A+7E	W65	W45	3H-8	28
SetUP5348	E3	12					W53	W48	3A	12
SetUP5348	E3	12					W53	W48	3A	12
SetUP5348	E3	12					W53	W48	3A	12
SetUP5348	E3	12					W53	W48	3A	12
SetOE5348	3B-2	41					W53	W45	3B-2	41
SetUP5348	E3	12					W53	W48	3A	12
SetUP5348	E3	12					W53	W48	3A	12
SetOE5348	3B-2	41					W53	W45	3B-2	41
SetOE7070	3B-2	41								
SetOE7070	3B-2	41			RF13	7A+7D				
SetOE7070	3B-2	41			RF13	7A+7E				
					RF11	7A+7E				
SetOE6048	3B-2, 3H-2	27			RF13	7A+7D	W60	W48	3B-2, 3H-8	27
SetOE6048	3B-2	41			RF13	7A+7D	W60	W48	3B-2	41












TOEPASSINGEN VOOR AUTO'S

FOR/FÜR 	 31	METAL			CLEANTECH			
								
Golf V (1K1)	11.05→11.08				CT60	CT48	3H-8	28
Golf V Variant (1K5)	05.07→07.09				CT60	CT48	3H-8	28
Golf VI (5K1)	10.08→11.12				CT60	CT48	3H-8	28
Golf VI Cabriolet (517)	03.11→05.16				CT60	CT48	3H-8	27
Golf VI Variant (AJ5)	06.09→04.13				CT60	CT48	3H-8	28
Golf VII (5G1, BQ1)	08.12→				CT65	CT45	3H-8	28
Golf VII Variant (BA5, BV5)	04.13→				CT65	CT45	3H-8	28
Jetta (1K2)	01.05→10.10				CT60	CT48	3B-2, 3H-8	27
Jetta (1K2)	01.05→11.05				CT60	CT48	3B-2	41
Jetta (1K2)	12.05→10.10				CT60	CT48	3H-8	28
Jetta (162,163,AV2)	02.11→				CT60	CT48	3H-8	27
LT (2D,2H)	05.96→04.06	WP60	WP53		CT60	CT53	3A	12
Lupo (6X1)	06.98→05.03	WP53	WP48	WP28	CT53	CT48	3A	12
Lupo (6X1)	06.03→07.05	WP48	WP45	WP28	CT48	CT45	3A	12
Maggiolino (Beetle) (5C1)	04.11→06.16				CT53	CT53	3H-8	27
Multivan T4 (70,7D)	09.90→06.03	WP53	WP50	WP40	CT53	CT50	3A	12
Multivan T5 (7H, 7E)	02.03→05.13				CT60	CT60	3B-2	41
Multivan T5 (7H, 7E)	02.03→05.13	WP60	WP53		CT60	CT53	3A	12
Multivan T5 (7E)	06.13→08.15				CT60	CT60	3H-8	27
Multivan T6 (SG)	04.15→				CT60	CT60	3H-8	27
New Beetle (1C1,9C1)	01.98→12.10	WP53	WP53		CT53	CT53	3A	12
New Beetle Cabriolet (1Y7)	01.03→10.10	WP53	WP53		CT53	CT53	3A	12
Passat (35I,3A2)	04.88→03.97	WP53	WP53		CT53	CT53	3A	12
Passat (3B2)	10.96→11.00	WP53	WP50		CT53	CT50	3A	12
Passat (3B3)	10.00→10.01	WP53	WP50		CT53	CT50	3A	12
Passat (3B3)	11.01→05.05				CT53	CT48	3B-2	41
Passat (3C2)	03.05→11.10				CT60	CT48	3H-8	28
Passat (362)	08.10→11.11				CT60	CT48	3H-8	28
Passat (362)	08.11→12.14				CT60	CT48	3H-8	28










EASY SET OE & UP			HYBRID		REAR FLAT REAR PLASTIC		WINTER			
										
SetOE6048	3H-2	28					W60	W48	3H-8	28
SetOE6048	3H-2	28			RF13	7A+7D	W60	W48	3H-8	28
SetOE6048	3H-2	28			RF11	7A+7E	W60	W48	3H-8	28
SetOE6048	3H-2	27					W60	W48	3H-8	27
SetOE6048	3H-2	28			RF13	7A+7D	W60	W48	3H-8	28
SetOE6545	3H-2	28			RF11	7A+7E	W65	W45	3H-8	28
SetOE6545	3H-2	28			RF11	7A+7E	W65	W45	3H-8	28
SetOE6048	3B-2, 3H-2	27					W60	W48	3B-2, 3H-8	27
SetOE6048	3B-2	41					W60	W48	3B-2	41
SetOE6048	3H-2	28					W60	W48	3H-8	28
SetOE6048	3H-2	27					W60	W48	3H-8	27
SetUP6053	E3	12					W60	W53	3A	12
SetUP5348	E3	12					W53	W48	3A	12
SetUP4545	E3	12					W48	W45	3A	12
SetOE5353	3H-2	27					W53	W53	3H-8	27
SetUP5348	E3	12					W53	W50	3A	12
SetOE6060	3B-2	41			RF18	7A+7D	W60	W60	3B-2	41
SetUP6053	E3	12			RF18	7A+7D	W60	W53	3A	12
SetOE6060	3H-2	27			RF16	7A+7D	W60	W60	3H-8	27
SetOE6060	3H-2	27			RF16	7A+7E	W60	W60	3H-8	27
SetUP5353	E3	12					W53	W53	3A	12
SetUP5353	E3	12					W53	W53	3A	12
SetUP5353	E3	12					W53	W53	3A	12
SetUP5348	E3	12					W53	W50	3A	12
SetUP5348	E3	12					W53	W50	3A	12
SetOE5348	3B-2	41					W53	W48	3B-2	41
SetOE6048	3H-2	28					W60	W48	3H-8	28
SetOE6048	3H-2	28					W60	W48	3H-8	28
SetOE6048	3H-2	28					W60	W48	3H-8	28












TOEPASSINGEN VOOR AUTO'S

FOR/FÜR 	 31	METAL			CLEANTECH			
								
Passat (3G2)	08.14→				CT65	CT48	3H-8	27
Passat Alltrack (365)	01.12→12.14				CT60	CT48	3H-8	27
Passat Alltrack (3G5)	05.15→				CT65	CT48	3H-8	27
Passat CC (357)	05.08→11.11				CT60	CT48	3H-8	28
Passat Variant (351,3A5)	04.88→03.97	WP53	WP53	WP40	CT53	CT53	3A	12
Passat Variant (3B5)	01.97→11.00	WP53	WP50	WP35	CT53	CT50	3A	12
Passat Variant (3B6)	10.00→10.01	WP53	WP50	WP35	CT53	CT50	3A	12
Passat Variant (3B6)	11.01→05.05				CT53	CT48	3B-2	41
Passat Variant (3C5)	08.05→11.10				CT60	CT48	3H-8	28
Passat Variant (365)	08.10→11.11				CT60	CT48	3H-8	28
Passat Variant (365)	08.11→12.14				CT60	CT48	3H-8	27
Passat Variant (3G5)	08.14→				CT65	CT48	3H-8	27
Phaeton (3D)	05.02→03.16				CT65	CT53	3B-2	41
Polo (6N1)	10.94→12.99	WP48	WP48	WP28	CT48	CT48	3A	12
Polo (6N2)	07.98→09.01	WP48	WP48		CT48	CT48	3A	12
Polo (9N1)	09.01→05.02	WP53	WP48		CT53	CT48	3A	12
Polo (9N1)	09.01→09.02	WP53	WP48	WP28	CT53	CT48	3A	12
Polo (9N1)	06.02→06.05				CT53	CT43	3B-2	41
Polo (9N1)	10.02→06.05				CT53	CT43	3B-2	41
Polo (9N3)	04.05→08.05	WP53	WP43		CT53	CT43	3A	12
Polo (9N3)	05.05→12.09				CT53	CT48	3H-8	28
Polo (9N3)	04.05→12.09				CT53	CT48	3H-8	28
Polo (6R1,6C1)	06.09→				CT60	CT40	3H-8	27
Polo (AW1)	06.17→				CT65	CT45	3H-8	28
Polo Classic (6V2)	11.95→09.01	WP53	WP45		CT53	CT45	3A	12
Polo Classic (9N4)	04.05→02.10				CT53	CT48	3H-8	28
Polo Playa (9V4)	10.98→10.02	WP50	WP45		CT50	CT45	3A	12
Polo Sedan (602,612,614)	09.10→	WP60	WP40		CT60	CT40	3A	12
Polo Sedan (602)	09.10→				CT60	CT40	3H-8	27
Polo Variant (6V5)	05.97→09.01	WP53	WP45	WP28	CT53	CT45	3A	12

EASY SET OE & UP			HYBRID		REAR FLAT REAR PLASTIC		WINTER			
										
SetOE6548	3H-2	27					W65	W48	3H-8	27
SetOE6048	3H-2	27			RF11	7A+7D	W60	W48	3H-8	27
SetOE6548	3H-2	27			RF13	7A+7E	W65	W48	3H-8	27
SetOE6048	3H-2	28					W60	W48	3H-8	28
SetUP5353	E3	12					W53	W53	3A	12
SetUP5348	E3	12					W53	W50	3A	12
SetUP5348	E3	12					W53	W50	3A	12
SetOE5348	3B-2	41					W53	W48	3B-2	41
SetOE6048	3H-2	28			RF11	7A+7D	W60	W48	3H-8	28
SetOE6048	3H-2	28			RF11	7A+7D	W60	W48	3H-8	28
SetOE6048	3H-2	27			RF11	7A+7D	W60	W48	3H-8	27
SetOE6548	3H-2	27					W65	W48	3H-8	27
							W65	W53	3B-2	41
SetUP4848	E3	12					W48	W48	3A	12
SetUP4848	E3	12					W48	W48	3A	12
SetUP5348	E3	12					W53	W48	3A	12
SetUP5348	E3	12					W53	W48	3A	12
					RF13	7A+7D	W53	W40	3B-2	41
					RF13	7A+7D	W53	W40	3B-2	41
							W53	W40	3A	12
SetOE5348	3H-2	28			RF11	7A+7D	W53	W48	3H-8	28
SetOE5348	3H-2	28			RF11	7A+7D	W53	W48	3H-8	28
SetOE6040	3H-2	27			RF11	7A+7E	W60	W40	3H-8	27
SetOE6545	3H-2	28			RF11	7A+7E	W65	W45	3H-8	28
SetUP5345	E3	12					W53	W45	3A	12
SetOE5348	3H-2	28					W53	W48	3H-8	28
SetUP5045	E3	12					W50	W45	3A	12
SetUP6040	E3	12					W60	W40	3A	12
SetOE6040	3H-2	27					W60	W40	3H-8	27
SetUP5345	E3	12					W53	W45	3A	12

TOEPASSINGEN VOOR AUTO'S

FOR/FÜR 		METAL			CLEANTECH			
								
Scirocco (137,138)	08.08→				CT60	CT48	3H-8	28
Sharan (7M8)	09.95→02.00	WP70	WP60	WP40	CT70	CT60	3A	12
Sharan (7M9,7M6)	04.00→05.01	WP70	WP65	WP40	CT70	CT65	3A	12
Sharan (7M9,7M6)	06.01→03.10				CT70	CT70	3B-2	41
Sharan (7N1,7N2)	05.10→				CT70	CT40	3H-8	27
Tiguan (5N1,5N2)	11.07→				CT60	CT53	3H-8	28
Tiguan (AD1, BT1)	01.16→				CT65	CT55	3H-8	27
Tiguan Allspace (BW2)	03.17→				CT65	CT55	3H-8	27
Touareg (7LA,7L6)	11.02→08.07				CT65	CT65	3B-2	41
Touareg (7L6)	06.07→05.10				CT65	CT65	3B-2	41
Touareg (7P5)	01.10→				CT65	CT65	3B-2	41
Touareg (7P6)	08.14→				CT65	CT65	3B-2	41
Touran (1T3)	05.10→05.15				CT60	CT45	3H-8	28
Touran (5T1)	05.15→				CT70	CT40	3H-8	27
Touran (1T1,1T2) GEG	02.03→05.10				CT70	CT70	3B-2	41
Touran (1T1) GEG	02.03→11.06				CT70	CT70	3B-2	41
Touran (1T2) GEG	11.06→05.10				CT70	CT70	3B-2	41
Touran (1T1,1T2) GLF	02.03→05.10				CT60	CT48	3B-2, 3H-8	27
Touran (1T1) GLF	02.03→11.06				CT60	CT45	3B-2	41
Touran (1T2) GLF	11.06→05.10				CT60	CT45	3H-8	28
Transporter T4 (70,7D)	09.90→06.03	WP53	WP50	WP40	CT53	CT50	3A	12
Transporter T5 (7E, 7F, 7H, 7J)	02.03→05.13				CT60	CT60	3B-2	41
Transporter T5 (7E, 7F)	06.13→08.15				CT60	CT60	3H-8	27
Transporter T5 (7E, 7F, 7H, 7J) KUR	02.03→05.13	WP60	WP53		CT60	CT53	3A	12
Transporter T6 (SF,SG)	04.15→				CT60	CT60	3H-8	27
T-Roc	07.17→				CT65	CT50	3H-8	27
up! (121,122)	12.11→				CT60	CT40	3H-8	27
Vento (1H2)	11.91→12.97	WP53	WP48		CT53	CT48	3A	12

EASY SET OE & UP			HYBRID		REAR FLAT REAR PLASTIC		WINTER			
										
SetOE6048	3H-2	28			RF10	7A+7E	W60	W48	3H-8	28
SetOE7070	3B-2	41								
					RF13	7A+7E				
SetOE6053	3H-2	28			RF13	7A+7D	W60	W53	3H-8	28
SetOE6555	3H-2	27					W65	W55	3H-8	27
SetOE6555	3H-2	27					W65	W55	3H-8	27
SetOE6565	3B-2	41			RF13	7A+7D	W65	W65	3B-2	41
SetOE6565	3B-2	41			RF13	7A+7D	W65	W65	3B-2	41
SetOE6565	3B-2	41			RF15	7J	W65	W65	3B-2	41
SetOE6565	3B-2	41			RF15	7J	W65	W65	3B-2	41
SetOE6045	3H-2	28			RF13	7A+7E	W60	W45	3H-8	28
					RF11	7A+7E				
SetOE7070	3B-2	41								
SetOE7070	3B-2	41								
SetOE7070	3B-2	41			RF16	7A+7D				
SetOE6048	3B-2, 3H-2	27					W60	W48	3B-2, 3H-8	27
SetOE6045	3B-2	41			RF16	7A+7D	W60	W45	3B-2	41
SetOE6045	3H-2	28			RF16	7A+7D	W60	W45	3H-8	28
SetUP5348	E3	12					W53	W50	3A	12
SetOE6060	3B-2	41			RF16	7A+7D	W60	W60	3B-2	41
SetOE6060	3H-2	27			RF16	7A+7D	W60	W60	3H-8	27
SetUP6053	E3	12			RF18	7A+7D	W60	W53	3A	12
SetOE6060	3H-2	27			RF16	7A+7E	W60	W60	3H-8	27
SetOE6548	3H-2	27					W65	W50	3H-8	27
SetOE6040	3H-2	27			RF10	7A+7E	W60	W40	3H-8	27
SetUP5348	E3	12					W53	W48	3A	12







TOEPASSINGEN VOOR ZWAAR GEBRUIK






TOEPASSINGEN VOOR ZWAAR GEBRUIK





FOR/FÜR		HEAVY DUTY	
			
E. AUWÄRTER			
B 13/42/1		HD80	HD80
CLUBSTAR	03→	HD100B	HD100B
CLUBSTAR		HD100A	HD100A
CLUBSTAR 813/42-1, 913/48		HD80	HD80
CLUBSTAR MB1223		HD100B	HD100B
EUROSTAR HD/HDS, K 112 T		HD100A	HD100A
EUROSTAR SHD 0 404	96→	HD100B	HD100B
PANORAMA		HD100A	HD100A
PANORAMA (MB 818)	03→	HD100B	HD100B
SUPER SPRINTER MB 416 / MB 616		HD60C	HD55
TEAMSTAR 613/41, L613 D		HD80	HD80
TEAMSTAR MB 0815		HD100B	HD100B
TEAMSTAR CITY 811D, 814D	87→	HD100A	HD100A
TEAMSTAR CITY MB 818 D Vario	96→	HD100B	HD100B
AMZ			
CS12LF		HD100A	HD100A
AVIA			
1000, 1250, 1601, 1602, 2000		HD50	HD50
3601, 3602, 5601, 5603		HD50	HD50
F260, F275		HD50	HD50
AYATS			
ATLAS	94→	HD100A	HD100A
BRAVO I	94→	HD100A	HD100A
BRAVO I		HD100B	HD100B
BRAVO I		HD100A	HD100A
PLATINUM		HD100A	HD100A
BARREIROS DODGE			
C14 / C16	11.79→	WP45	WP45
C3864	02.80→	WP45	WP45

FOR/FÜR		HEAVY DUTY	
			
C38T1 / C3464	04.79→	WP45	WP45
BEDFORD			
HA-VAN	06.79→	WP40	WP40
MIDI	07.85→	WP45	WP45
RASCAL	88→	WP40	WP40
TH BLITZ SÉRIE	01.74→	HD60C	HD60C
TK SERIE	01.78→	HD50	HD50
TL SERIE	80→92	HD55	HD55
TM SERIE	74→	HD50	HD50
TX SERIE	80→	HD50	HD50
BERKHOF			
2000 NL		HD90A	HD90A
2000 NL		HD100A	HD100A
AMBASSADOR Ambassador 120 / 200	00→	HD100B	HD100B
AXIAL 30		HD100A	HD100A
AXIAL 50	94→	HD100A	HD100A
AXIAL 70	94→	HD100A	HD100A
AXIAL 70	94→	HD65B	HD65B
AXIAL 100	99→	HD100A	HD100A
AXIAL 100	99→	HD65B	HD65B
CLUBBUS		HD100B	HD100B
EXCELLENCE 500		HD100A	HD100A
EXCELLENCE 2000 HL		HD80	HD80
EXCELLENCE 3000		HD100A	HD100A
EXCELLENCE 3000 HLE / HD		HD80	HD80
JUNIOR MIDIBUS		HD90A	HD90A
PREMIER	98→	HD100A	HD100A
RADIAL	98→	HD100A	HD100A
BEULAS			
AURA		HD100B	HD100B

FOR/FÜR		HEAVY DUTY	
			
EUROSTAR E		HD100A	HD100A
GIANINO		HD80	HD80
GLORY		HD100B	HD100B
GLORY		HD80	HD80
MIDI STAR		HD100A	HD100A
STERGO E		HD100A	HD100A
BHARATBENZ			
HDT HDT 3128 C HDT 3128 C		HD65B	HD65B
R : 1617 / 1623 / 2523 / 3123 / 3723		HD65B	HD65B
BOVA			
ALLIANCE CITY B90 / 93A		HD100A	HD100A
ALLIANCE ÜBERLAND		HD100A	HD100A
DAB SERVICEBUS		HD100A	HD100A
EL EL 24-480		HD80	HD80
EL EL 24-581, EL 26-581		HD80	HD80
EL EL 24-605, EL 26-605		HD80	HD80
FUTURA FH 10, FH 12, FH 13	85→	HD100A	HD100A
FUTURA FH 14 Magnum, FH 15 Magnum	85→	HD100A	HD100A
FUTURA FHD 10-340XE... 15-430XE		HD100A	HD100A
FUTURA FHD 14		HD100A	HD100A
FUTURA FL 12, FL 15 Magnum	85→	HD100A	HD100A
FUTURA FLD 12, FLD 15		HD100A	HD100A
MAGIQ	02.00→	HD100A	HD100A
MAGIQ HD 120 - 340XE / 380XE	04→	HD100A	HD100A
MB 0614		HD60C	HD60C
METRORIDER FHM / FHD		HD100A	HD100A
BYD			
eBUS (METROLINE)		HD90A	HD90A
CAETANO			
ALGAVE	01.85→	HD100A	HD100A

FOR/FÜR		HEAVY DUTY	
			
CITY GOLD	96→	HD70A	HD70A
COBUS Cobus 2500 EL		HD90B	HD90B
DELTA Delta II	94→	HD100A	HD100A
OPTIMO IV	96→	HD80	HD80
CAMO			
JUPITER 4.5	96→	HD100A	HD100A
CARBUS			
EGA	96→	HD100A	HD100A
ERGABIA	94→	HD100A	HD100A
CARRIER			
SCOLER 2	01.00→	HD100A	HD100A
CARSER			
CARRIER		HD100A	HD100A
CASTROSUA			
CS 40 CS 40 City / Bus urbain	86→	HD70A	HD70A
CS 41 CS 40 Inter City / Bus urbain	86→	HD80	HD80
MASTER 36	96→	HD100B	HD100B
CITROËN			
BERLINGO 2	05.08→	WP65	WP65
C15	10.95→	WP45	WP45
C25	12.81→02.94	HD50	HD50
C32	12.81→02.94	HD50	HD50
C35	11.73→12.91	HD50	HD50
DISPATCH 1	10.95→12.06	HD65B	HD50
JUMPER 1	02.94→06.06	HD55	HD55
JUMPER 2	07.06→	WP65	WP65
JUMPY 1	10.95→12.06	HD65B	HD50
RELAY 1	02.94→06.06	HD55	HD55
DAF			
CF 65 / 75 / 85	03.98→05.13	HD60C	HD60C

TOEPASSINGEN VOOR ZWAAR GEBRUIK

FOR/FÜR		HEAVY DUTY	
			
CF CF (Euro 6)	06.13→	HD60C	HD60C
F 500-F 3600 500 / 700 / 900 / 1100 / 1300 / 1500	01.75→92	HD60C	HD60C
F 500-F 3602 1600 - 3600	01.73→92	HD50	HD50
F 55-95 55	01.93→01	HD50	HD50
F 55-95 65	01.93→98	HD60C	HD60C
F 55-95 65	01.93→98	HD60C	HD60C
F 55-95 75	01.92→98	HD60C	HD60C
F 55-95 75	01.92→98	HD60C	HD60C
F 55-95 85	01.92→98	HD60C	HD60C
F 55-95 85	01.92→98	HD60C	HD60C
F 55-95 95	06.91→02.97	HD55	HD55
LF 45	04.01→13	HD60A	HD60A
LF 55	04.01→13	HD60A	HD60A
LF (Euro 6)	13→	HD60B	HD60B
N 2800-N 3300 N 2800, N 3300	01.79→12.86	HD60C	HD60C
XF 95	03.97→	HD55	HD55
XF 95	03.97→	HD55	HD55
XF 105	03.06→	HD55	HD55
XF 105	03.06→	HD55	HD55
XF - 510 (Euro 6)	03.13→	HD55	HD55
XF - 510 (Euro 6)	03.13→	HD55	HD55

DAIHATSU

DELTA CARRY 01.81→

DENNIS

RS 130/131/133 01.82→ HD60C HD60C

DODGE

100 SERIE 01.79→ HD60C HD60C

100S SERIE 01.82→ HD60C HD60C

300 SERIE 01.76→ WP45 WP45

SPACE VAN 01.79→ WP40 WP40

FOR/FÜR		HEAVY DUTY	
			
WCAS 541, WCFS 562, WCFS 415	01.71→	WP40	WP40

DRÖGMÖLLER

B B 12.500 01.94→ HD100A HD100A

E E 290, E 300, E 310, E 320, E 330, E 430 Comet HD100A HD100A

E 90-E 430 E 420, E 440 HD80 HD80

E 90-E 430 E 420, E 440 HD70A HD70A

E 90-E 430 E 430 01.89→ HD65B HD65B

E 90-E 430 E 430 01.89→ HD70A HD70A

DUPLE

320, 340 COACH HD100A HD100A

CARIBBEAN 81→ HD80 HD80

LASER 81→ HD80 HD80

EBRO

65/TD, 100/8D 01.85→ HD70A HD70A

E 154-P 197 E 154, F 260, F 275, P 197 01.78→ WP45 WP45

E 35-E 703 E 35, E 60, E 70, E 95, E 110 01.74→01.77 WP40 WP40

E 35-E 704 E 150 ... E 703 01.74→01.77 WP40 WP40

F 260...350 04.85→ HD50 HD50

F 260-F 351 JX 01.86→ HD50 HD50

F 260-F 352 L 35, L 60, L 80 01.80→ HD50 HD50

F 260-F 353 M 100, M 125 01.80→ HD50 HD50

TRADE 01.86→ HD50 HD50

VANETTE 04.85→ WP45 WP45

EICHER

SCHLEPPER 01.76→ HD50 HD50

ERF





B-CP B 01.75→ HD55 HD55

B-CP C 01.75→ HD55 HD55

B-CP CP Turbo HD50 HD50




ECX ECX HD60C HD60C


FOR/FÜR		HEAVY DUTY	
			
E-M E	01.86→	HD50	HD50
E-M E 10		HD50	HD50
E-M EC 11, 12, 41		HD60C	HD60C
E-M M	01.75→	HD55	HD55
FAHR			
M 750 / 900 / 922	01.74→	HD50	HD50
M 1002 / 1102 / 1202	→01.76	HD50	HD50
M 1300 / 1302 / 1600	01.72→	HD50	HD50
FAUN			
K 17, K 34 NATO	01.75→	HD50	HD50
L 70, L 240 (8X8)	01.75→	HD50	HD50
FENDT			
F 275 GT	01.76→	HD50	HD50
FERQUI			
NARCEA Narcea 3.3	95→	HD100A	HD100A
NARCEA Narcea 3.5	94→	HD100A	HD100A
FIAT			
242	01.80→01.82	HD50	HD50
DUCATO	05.81→04.94	HD50	HD50
DUCATO	05.94→06.06	HD55	HD55
DUCATO	07.06→	WP65	WP65
SCUDO	10.95→	HD65B	HD50
TALENTO	01.89→94	HD50	HD50
FODEN			
S 80 SERIE CAB	01.72→	HD60C	HD60C
FORD			
CARGO	01.75→01.85	HD60C	HD60C
CARGO	02.85→	HD65B	HD65B
CARGO (Ford Otosan)	01.96→11.06	HD70A	HD70A
CARGO (Ford Otosan)	12.06→	HD70A	HD70A




FOR/FÜR		HEAVY DUTY	
			
ECONOVAN	85→92	WP40	WP40
RANGER PICK-UP	01.97→	WP45	WP45
SERIE A	01.78→01.83	HD50	HD50
SERIE H	01.75→01.80	WP45	WP45
TOURNEO	10.94→02.00	HD55	HD55
TOURNEO Connect	01.03→03.04	HD55	HD55
TOURNEO Connect	04.04→	HD55	HD55
TRANSIT	01.86→10.00	HD55	HD55
TRANSIT 2000	11.00→08.09	WP60	HD55
TRANSIT 2000	11.00→	HD70A	HD60C
TRANSIT Connect	01.03→03.04	HD55	HD55
TRANSIT Connect	04.04→	HD55	HD55
CANTER Canter / E-Canter	12→	HD50	HD50
CANTER Canter / E-Canter	12→	WP48	WP48
TV		HD65B	HD65B
FOTON			
AUMAN	16→	HD65B	HD65B
GINAF			
C C 2120 N, ...	08→	HD65B	HD65B
M 3132 / 3333 / 4243 / 4443		HD60C	HD60C
X 2221		HD60C	HD60C
X 3232 / 3329 / 3331 / 3335		HD60C	HD60C
X 4241 / 4243 / 4343 / 4345 / 4446		HD60C	HD60C
X 5250 / 5350 / 5450		HD60C	HD60C
GME			
MIDI	07.85→	WP45	WP45
RASCAL		WP40	WP40
GOLDEN DRAGON			
EXPLORER	15→	HD100A	HD100A

TOEPASSINGEN VOOR ZWAAR GEBRUIK

FOR/FÜR		HEAVY DUTY	
			
PIVOT	15→	HD100A	HD100A
SPLENDOUR	15→	HD100A	HD100A
SPLENDOUR	15→	WP45	WP45
XML 6125 CL / CC		HD100A	HD100A
HESS			
Hess-Bus Swiss Diesel Plus	14→	HD100A	HD100A
HINO			
HE, KB, KL, KR	01.76→	WP40	WP40
HISPANO			
BUS URBAIN / MIDIBUS	94→	HD70A	HD70A
CERCANIAS VITA		HD100A	HD100A
CIERZO / GRAND TOURISME	96→	HD100A	HD100A
HYUNDAI			
H H 100, 150	09.96→07	WP45	WP45
IHC			
NUTZFAHRZEUGE	01.81→	HD50	HD50
IKARUS			
386-398 386, 396, 412, 415, 435, 61, 417, 417, NF, 315		HD100A	HD100A
386-398 397.07	01.93→	HD100A	HD100A
386-398 397.07	01.93→	HD80	HD80
386-398 398.20	01.94→	HD100A	HD100A
E E 13 / E 94 / E 91	01.94→	HD100A	HD100A
MIDIBUS 405		HD80	HD80
MINIBUS 542 / 546	86→	HD60C	HD60C
SB 3000	89→	HD100A	HD100A
STADTBUS 480	01.92→	HD70A	HD70A
INDCAR			
MAGO		HD80	HD80
NEXT L9 (Euro 6)	15→	HD100A	HD100A
NEXT L9 (Euro 6)	15→	HD100A	HD100A

FOR/FÜR		HEAVY DUTY	
			
NEXT L9 (Euro 6)	15→	HD100A	HD100A
NEXT L9 (Euro 6)	15→	HD100A	HD100A
NEXT L9 (Euro 6)	15→	HD100A	HD100A
Vehixel Cytios 4 (Euro - LHD)	14→	HD60B	HD60B
Vehixel Mobi / Mobi Low Entry (Euro - LHD)	14→	HD60B	HD60B
Vehixel Wing (Euro - LHD)	14→	HD60B	HD60B
INTEGRALIA			
IN-Tourism / IN-Urban / IN-VIP / IN-VIP +		WP65	WP65
IRISBUS			
EVADYS		HD100A	HD100A
CITELIS		HD100A	HD100A
CROSSWAY Crossway / Crossway L.E		HD100A	HD100A
(HEULIEZ) GX 27	12.88→	HD70A	HD70A
(HEULIEZ) GX 37	12.88→	HD70A	HD70A
(HEULIEZ) GX 44	05.90→	HD100A	HD100A
(HEULIEZ) GX 77 H Compac' Bus		HD100A	HD100A
(HEULIEZ) GX 107	05.90→	HD100A	HD100A
(HEULIEZ) GX 113	05.90→	HD100A	HD100A
(HEULIEZ) GX 117 Access' Bus		HD80	HD80
(HEULIEZ) GX 217 Access' Bus		HD80	HD80
(HEULIEZ) GX 317 Access' Bus		HD80	HD80
(HEULIEZ) GX 417 Access' Bus		HD80	HD80
(IVECO) 310 315.8.17 Turbo		HD100A	HD100A
(IVECO) 370 370	→08.82	HD80	HD80
(IVECO) 370 370 Domino	09.82→	HD100A	HD100A
(IVECO) 370 370.12.25	79→82	HD80	HD80
(IVECO) 470 470.67	81→	HD80	HD80
(IVECO) 470 471	82→	HD100A	HD100A
(IVECO) 570 570	81→	HD80	HD80
(IVECO) 570 571	82→	HD100A	HD100A

FOR/FÜR		HEAVY DUTY	
			
(IVECO) 670 670	81→	HD80	HD80
(IVECO) 670 671	82→	HD100A	HD100A
(IVECO) Cityclass	95→	HD100B	HD100B
(IVECO) EuroClass 380	01.92→	HD100A	HD100A
(IVECO) EuroClass HD/ ND/ NT	06.93→	HD100A	HD100A
(IVECO) Lorraine GS 240	88→	HD100A	HD100A
(IVECO) Lorraine TS 170, 260, 300	09.88→	HD100A	HD100A
(IVECO) M2000 M 120 R 81 Turbo	81→	HD80	HD80
(IVECO) M2000 M 2000 12M Turbo	81→	HD100A	HD100A
(IVECO) M2000 M 2000 12M/AL, R 81	11.77→	HD80	HD80
(IVECO) M2000 M 2000 HD	09.82→	HD100A	HD100A
(IVECO) M2000 My Way	06.98→	HD100B	HD100B
(IVECO) M2000 Orlandi 315S.8.18	01.92→	HD80	HD80
MAGELYS Magelys / Pro		HD100A	HD100A
MOOVY		HD100A	HD100A
MOOVY		WP45	WP45
(RENAULT) AGORA		HD100A	HD100A
(RENAULT) AGORA		WP45	WP45
(RENAULT) Agora / Malaga / City Bus		HD100A	HD100A
(RENAULT) ARES	10.98→	HD100A	HD100A
(RENAULT) AXER		HD80	HD80
(RENAULT) ER 100	01.75→	HD100A	HD100A
(RENAULT) ER 110	01.76→	HD100A	HD100A
(RENAULT) FR 1	06.83→	HD100A	HD100A
(RENAULT) ILIADE	01.97→	HD100A	HD100A
(RENAULT) PR 100, PR 180	08.83→	HD70A	HD70A
(RENAULT) R 312	08.87→	HD100A	HD100A
(RENAULT) S 45	06.80→	HD60C	HD60C
(RENAULT) S 45, S 53, S 105	06.80→	HD60C	HD60C
(RENAULT) SC 10	02.77→	HD70A	HD70A







FOR/FÜR		HEAVY DUTY	
			
(RENAULT) SG 220	02.77→	HD70A	HD70A
(RENAULT) TRACER	01.92→99	HD100A	HD100A
IRISBUS			
CENTURY	93→	HD100A	HD100A
CENTURY	04→	HD100A	HD100A
CENTURY	04→	HD100B	HD100B
INTERCENTURY	00→	HD100A	HD100A
i2 / i2e	15→	HD100B	HD100B
i3		HD100B	HD100B
i4		HD100B	HD100B
i6		HD50	HD50
i6		HD100B	HD100B
i8 Integral	15→	HD100B	HD100B
PB		HD100A	HD100A
ISUZU			
CITIBUS		HD100A	HD100A
CITIPORT	15→	HD100A	HD100A
NPR	01.97→	HD50	HD50
NOVO Ultra		HD90A	HD90A
TURQUOISE		HD80	HD80
VISIGO VISIGO / VISIGO Interurban	15→	HD100A	HD100A
IVECO			
50-75 50, 55, 65, 70, 75 C, N, L	08.77→	WP45	WP45
50-75 50.8	01.86→	WP45	WP45
50-75 60.8, 60.10, 65, 65.10, 79.10	01.83→	WP45	WP45
50-75 60.14, 70.14	01.83→	WP45	WP45
50-75 75	01.69→01.83	WP45	WP45
50-75 75.14, 79, 90.13, 95.14	01.83→	WP45	WP45
79-90 79.12 Turbo Zeta, 79.14 Turbo Zeta	01.90→	WP45	WP45
79-90 79.14, 79.60, 79	01.83→	WP45	WP45

TOEPASSINGEN VOOR ZWAAR GEBRUIK

FOR/FÜR 		HEAVY DUTY		FOR/FÜR 		HEAVY DUTY	
							
79-90 79.14 M100	01.83→	HD60C	HD60C	160 165.24, 165.24.R.R1	01.83→	WP45	WP45
79-90 80, 90	08.77→	WP45	WP45	170 170 C, N, L	08.77→	WP45	WP45
79-90 80.13	01.83→	HD60C	HD60C	170 170 D	01.69→12.74	HD50	HD50
79-90 80.14 HW, 80.16 HW	01.83→	WP45	WP45	170 170 F	08.77→	HD60C	HD60C
79-90 90 D, 90 M	01.75→01.82	WP45	WP45	170 170 F	01.78→	HD60C	HD60C
79-90 90 M, 320 M	→12.78	HD50	HD50	170 170 L, R, TL, TR	01.75→01.79	HD70A	HD70A
79-90 90 M, 90 M6 FK	01.79→	HD60C	HD60C	170 170 NT, 170 OM35	01.75→01.77	WP45	WP45
100-120 100	08.77→85	WP45	WP45	170 170 NT	01.77→	HD60C	HD60C
100-120 109.14, 109.14.1	01.83→92	WP45	WP45	170 170 OM35	01.75→01.82	HD60C	HD60C
100-120 109.14 Zeta	09.88→	HD50	HD50	170 170 SH 110	01.73→01.78	HD70A	HD70A
100-120 110.7 Zeta, Turbo Zeta	01.86→91	WP45	WP45	170 171 M	01.75→01.82	HD70A	HD70A
100-120 110.14	01.83→92	WP45	WP45	170 175.17, 175.04	01.86→	WP45	WP45
100-120 115.14, 115.14.1, 115.17, 115.17.1	01.83→92	WP45	WP45	170 175.17, 175.24 T	09.88→	HD60C	HD60C
100-120 120 D	01.69→12.74	HD50	HD50	180 180, 2604 A, C, N, L, T	01.77→	WP45	WP45
130 130	01.73→01.83	WP45	WP45	180 180 D, 186 D	10.69→12.70	HD50	HD50
130 130 M	→12.78	HD50	HD50	190 190	01.77→	WP45	WP45
130 135 D	01.69→12.75	HD50	HD50	190 190 F	08.77→	HD60C	HD60C
130 135.14, 135.14.2	01.83→92	WP45	WP45	190 190 F	01.78→	HD60C	HD60C
130 135.14BOM, 135.17, 135.17.2	01.83→92	WP45	WP45	190 190 OM35	01.75→01.82	HD60C	HD60C
130 135.17, 136.17	01.83→92	WP45	WP45	190 190 PAC	01.77→	HD60C	HD60C
130 135.17, 145.17T	09.88→	HD60C	HD60C	190 190.20 N	07.80→12.85	HD60C	HD60C
130 135.17 IH	09.88→92	WP45	WP45	190 190.20 N	07.80→12.85	HD60C	HD60C
130 135.17.R.R.1, 135.17.R1 RIDEM	01.83→92	WP45	WP45	190 190.25 AH	07.83→06.86	HD65B	HD65B
145 145.17	01.86→91	WP45	WP45	190 190.25 AN	07.83→09.90	HD60C	HD60C
160 160	01.73→01.83	WP45	WP45	190 190.26	01.83→01.84	HD65B	HD65B
160 160 D	01.69→12.74	HD50	HD50	190 190.26 N	01.83→06.87	HD60C	HD60C
160 160 M	→12.78	HD50	HD50	190 190.30 H, P	07.80→	HD65B	HD65B
160 160 M13FS	01.79→	HD60C	HD60C	190 190.30 N	04.87→	HD60C	HD60C
160 160 R 81 Turbo	01.81→	HD100A	HD100A	190 190.32 GV, P	07.87→	HD65B	HD65B
160 160 R 81 Turbo (315.8.17)		HD100A	HD100A	190 190.33 P	07.84→05.87	HD65B	HD65B

FOR/FÜR		HEAVY DUTY		FOR/FÜR		HEAVY DUTY	
							
190 190.35	01.83→01.84	HD65B	HD65B	300 308 L, 315 GT	08.77→	HD60C	HD60C
190 190.36 P, T	07.87→	HD65B	HD65B	300 310 D	01.78→	HD60C	HD60C
190 190.38 P	07.80→12.87	HD65B	HD65B	300 315		HD50	HD50
190 190.38 PT	07.84→	HD65B	HD65B	320 320 M	→12.78	HD50	HD50
190 190.42 P	07.84→	HD65B	HD65B	320 320 M	01.79→	HD60C	HD60C
190 190.48 P	07.84→	HD65B	HD65B	320 320.30 H	01.84→	HD65B	HD65B
200 200, 230, 260	01.75→01.82	HD70A	HD70A	320 320.31 ANW	07.80→12.83	HD60C	HD60C
200 200 L, R, T	01.75→	HD70A	HD70A	330 330 F35	01.78→	HD60C	HD60C
200 200 SH	01.75→01.78	HD70A	HD70A	330 330.25 AN	05.89→	HD60C	HD60C
210 210	01.69→12.70	HD50	HD50	330 330.26 N	01.79→	HD65B	HD65B
220 220 F, 240 F	08.77→	HD60C	HD60C	330 330.26 N	01.79→	HD60C	HD60C
220 220.30 PT	07.80→07.86	HD65B	HD65B	330 330.26 P	01.83→01.84	HD65B	HD65B
220 220.32, P, PT, 220.36, P, PT	→07.87	HD65B	HD65B	330 330.30 AH	05.86→05.91	HD65B	HD65B
220 220.38 PT	07.80→07.86	HD65B	HD65B	330 330.30 AN	05.86→09.90	HD65B	HD65B
230 232.32 AHT	01.83→	HD60C	HD60C	330 330.30 AN	05.86→09.90	HD60C	HD60C
240 240 F	08.77→	HD60C	HD60C	330 330.30 H	06.84→	HD65B	HD65B
240 240. 26P > 240.48 P	→07.80	HD65B	HD65B	330 330.30 N	10.87→	HD60C	HD60C
240 242	01.80→01.82	HD50	HD50	330 330.32 ANW	07.83→06.87	HD60C	HD60C
260 260	01.72→01.82	WP45	WP45	330 330.32 ANW	07.83→06.87	HD65B	HD65B
260 260 L	10.77→	HD70A	HD70A	330 330.35 P	07.80→01.92	HD65B	HD65B
260 260 SH 170 (VÖV)	01.81→	HD70A	HD70A	330 330.36 H, HW	01.89→	HD65B	HD65B
260 260.25 AN	07.83→06.86	HD60C	HD60C	370 370	→08.82	HD80	HD80
260 260.26 H	→07.83	HD65B	HD65B	370 370, 370 Domino	09.82→	HD100A	HD100A
260 260.26 NW	01.77→01.86	HD60C	HD60C	380 380.10.29	01.92→	HD100A	HD100A
260 260.32	07.90→	HD65B	HD65B	380	01.92→	HD100A	HD100A
260 260.35 H	01.83→12.83	HD65B	HD65B	470 470 AL, AC	01.78→	HD60C	HD60C
260 260.36	07.88→	HD65B	HD65B	470 471	01.82→	HD100A	HD100A
260 260.48	06.89→	HD65B	HD65B	480 480 AL, AC	01.78→	HD60C	HD60C
280 280	01.81→	HD50	HD50	570 571	01.82→	HD100A	HD100A
300 300 PC, PT	01.77→07.88	HD65B	HD65B	600 619, 684, 697	08.77→	HD60C	HD60C

TOEPASSINGEN VOOR ZWAAR GEBRUIK

FOR/FÜR		HEAVY DUTY		FOR/FÜR		HEAVY DUTY	
							
670 671	01.82→	HD100A	HD100A	STRALIS NP	10.12→	HD65B	HD65B
670 Autodromo, Dow Town	01.84→	HD80	HD80	STRALIS XP	10.12→	HD65B	HD65B
670 Eicher (Schlepper)	08.75→	WP40	WP40	STRALIS XP	10.12→	HD65B	HD65B
ASTRA HD9	12→	HD65B	HD65B	TRAKKER	02→01.08	HD65B	HD65B
DAILY Daily, Turbo Daily	01.80→05.99	HD60C	HD60C	TRAKKER	02→01.08	HD65B	HD65B
Daily City	06.99→10.00	HD60B	HD60B	TRAKKER	02.08→	HD65B	HD65B
Daily City	11.00→05.14	HD60B	HD60B	TRAKKER	02.08→	HD65B	HD65B
DAILY Daily / Daily City	06.14→	CT60	CT60	TRAKKER Hi-LAND	01.33→	HD65B	HD65B
DAILY Daily TOURYS	15→	CT60	CT60	TRAKKER Hi-LAND	01.33→	HD65B	HD65B
DIANO, CERBIATTO, ORSOTTO		WP40	WP40	TURBOSTAR 180.24 ... 330.36	01.77→93	HD65B	HD65B
EURO EuroCargo (R1)	01.92→12.07	HD65B	HD65B	TURBOTECH 13.16, 65.10, 75.16	01.83→	HD60C	HD60C
EURO EuroCargo (R1)	01.92→12.07	HD65B	HD65B	TURBOTECH 19-30, 19-38	01.81→	HD60C	HD60C
EURO EuroCargo	01.08→	HD65B	HD65B	TURBOTECH 180.24 ... 330.36	01.77→93	HD65B	HD65B
EURO EuroFire		HD65B	HD65B	VOSGES	01.68→01.71	WP40	WP40
EURO EuroStar	01.94→02	HD65B	HD65B				
EURO EuroTech	01.92→00	HD65B	HD65B	CROSSWAY Crossway/ CrosswayLE/Lowentryline/ Line(Euro6)	05.13→	HD100A	HD100A
EURO EuroTrakker	01.94→12.06	HD65B	HD65B	EVADYS Evadys / H / HD (Euro 6)	16→	HD100A	HD100A
L Leoncino, Lupetto		WP40	WP40	MAGELYS Magelys / Magelys Lounge (Euro 6)	05.13→	HD100A	HD100A
M 100	01.83→	HD60C	HD60C	URBANWAY Urbanway (Euro 6)	05.13→	HD100A	HD100A
M 120R	01.78→	HD60C	HD60C				
M 130D / 170D / 250D / 320D	01.75→01.75	HD60C	HD60C				
M NKW 80.13, 80.16	01.82→	HD60C	HD60C				
POWERSTAR		HD65B	HD65B				
STRALIS	02→01.08	HD65B	HD65B				
STRALIS	02→01.08	HD65B	HD65B				
STRALIS	02.08→	HD65B	HD65B				
STRALIS	02.08→	HD65B	HD65B				
STRALIS Hi-WAY / Hi-ROAD	10.12→	HD65B	HD65B				
STRALIS Hi-WAY / Hi-ROAD	10.12→	HD65B	HD65B				
STRALIS NP	10.12→	HD65B	HD65B				
JONCKHEERE							
				AUTEUIL	01.92→	HD80	HD80
				DEAUVILLE 30		HD100A	HD100A
				DEAUVILLE 65	94→	HD100A	HD100A
				JUBILEE P35, P90, P599		HD70A	HD70A
				LE DEAUVILLE	10.91→	HD80	HD80
				LE DEAUVILLE	10.91→	HD60C	HD60C
				LE NEUILLY 046.2/046.3	92→	HD100A	HD100A
				MISTRAL 50		HD100B	HD100B
				MISTRAL 70	99→	HD100B	HD100B
				MONACO		HD80	HD80

FOR/FÜR		HEAVY DUTY	
			

Pro-City (Euro - LHD)	04→	HD60B	HD60B
TRANSIT 2000		HD100A	HD100A
TRANSIT 2000 Midi		HD100A	HD100A

KAROSSA

RECREO	97→	HD80	HD80
ATAK	15→	HD90A	HD90A
STAR	15→	HD90A	HD90A

KAROSSA

RECREO	97→	HD80	HD80
--------	-----	------	------

KARSAN

ATAK	15→	HD90A	HD90A
STAR	15→	HD90A	HD90A


KÄSSBOHRER-SETRA









PISTENBULLY PB 36.170 D	11.81→	HD65B	HD65B
PISTENBULLY PB 39.170 DR	11.81→	HD65B	HD65B
PISTENBULLY PB 42.240 D	88→	HD80	HD80
S 110-S 150 S 110, S 120, S 130, S 150	10.67→08.77	HD50	HD50
S 110-S 150 S 130, S 130S, S 140ES	01.77→	HD60C	HD60C
S 209-S 250 S 208, S208 H, S 209, S 209 H	12.77→10.83	HD100A	HD100A
S 209-S 250 S 208 A	10.80→	HD80	HD80
S 209-S 250 S 209, S 210, S 211, S 212, S 213, S 215	08.76→11.77	HD70A	HD70A
S 209-S 250 S 210, S 210 HR, S 210 HD, S 210 H..	12.77→	HD100A	HD100A
S 209-S 250 S 211, S 211 H..	12.77→	HD100A	HD100A
S 209-S 250 S 212 H, S 212 HR, S 212 RL..	12.77→	HD100A	HD100A
S 209-S 250 S 213 H, S 213 HR, S 213 RL..	12.77→	HD100A	HD100A
S 209-S 250 S 213 HE	87→	HD80	HD80
S 209-S 250 S 214 HD../ S 215 HM, S 215 HD, S 215 H..	12.77→	HD100A	HD100A
S 209-S 250 S 215 HDH	09.85→06.91	HD100A	HD100A
S 209-S 250 S 215 HDS	07.80→09.83	HD100A	HD100A
S 209-S 250 S 215 HR., S 215 RL, S 215 SL, S 215 UL	06.79→	HD100A	HD100A

FOR/FÜR		HEAVY DUTY	
			



S 209-S 250 S 215 NR	07.91→	HD100A	HD100A
S 209-S 250 S 216 HDS	07.80→	HD100A	HD100A
S 209-S 250 S 217 HDH-E	94→	HD100A	HD100A
S 209-S 250 S 228 DT	03.82→	HD90A	HD90A
S 209-S 250 S 250 Spécial	05.94→	HD100A	HD100A
S 209-S 250 SG 219/SG 219 SL	09.84→	HD100A	HD100A
S 209-S 250 SG 221 UL	09.84→	HD100A	HD100A
S 300-S 328 S 300 N, S 300 NC	89→02	HD100A	HD100A
S 300-S 328 S 300 N...	03.92→	HD100A	HD100A
S 300-S 328 S 309 HD	07.91→	HD100B	HD100B
S 300-S 328 S 312 HD	07.91→	HD100B	HD100B
S 300-S 328 S 313 UL	07.91→	HD100A	HD100A
S 300-S 328 S 315 GT	09.09→	HD100B	HD100B
S 300-S 328 S 315 GT-HD	09.96→	HD100B	HD100B
S 300-S 328 S 315 H	09.09→	HD100A	HD100A
S 300-S 328 S 315 HD	07.91→	HD100B	HD100B
S 300-S 328 S 315 HDH	07.91→	HD100B	HD100B
S 300-S 328 S 315 HDH-3		HD100A	HD100A
S 300-S 328 S 315 NF	07.91→	HD100B	HD100B
S 300-S 328 S 315 UL	09.09→	HD100B	HD100B
S 300-S 328 S 317 GT-HD	11.99→	HD100B	HD100B
S 300-S 328 S 317 HDH-3	09.97→	HD100A	HD100A
S 300-S 328 S 319 GT-HD	12.98→	HD100B	HD100B
S 300-S 328 S 319 NF	12.97→	HD100B	HD100B
S 300-S 328 S 319 UL	07.91→	HD100B	HD100B
S 300-S 328 S 328 DT	07.91→	HD90A	HD90A
S 300-S 328 SG 321 UL	08.95→	HD100B	HD100B
S 400 S 411 HD	01→	HD100B	HD100B
S 400 S 415 GT	01→	HD100B	HD100B
S 400 S 415 GT HD	01→	HD100B	HD100B

TOEPASSINGEN VOOR ZWAAR GEBRUIK





FOR/FÜR		HEAVY DUTY		FOR/FÜR		HEAVY DUTY	
							
S 400 S 415 H	01→	HD100B	HD100B	CONSTRUCTOR	01.79→	HD60C	HD60C
S 400 S 415 NF	01→	HD100B	HD100B	CRUISER	01.80→	HD60C	HD60C
S 400 S 416	01→	HD100B	HD100B	FREIGHTER	01.80→	HD60C	HD60C
S 400 S 416	01→	HD60C	HD60C	LANDTRAIN	01.80→	HD60C	HD60C
S 400 S 416 GT HD	01→	HD100B	HD100B	MARATHON	01.77→01.77	HD60C	HD60C
S 400 S 416 HDH	01→	HD100B	HD100B	OCTOPUS 2	01.78→	HD60C	HD60C
S 400 S 417 GT HD / S 417 UL	01→	HD100B	HD100B	OLYMPIAN	01.79→	HD60C	HD60C
S 400 S 431 DT	01→	HD100B	HD100B	ROADTRAIN	01.79→	HD60C	HD60C
S 400 S 431 DT		HD70A	HD70A	ROYAL TIGER B 54	03.83→	HD100A	HD100A
S 80-S 150 S 80	10.67→08.77	HD50	HD50	LEYLAND DAF			
S 80-S 150 S 150	01.67→	HD50	HD50	LDV Convoy	09.96→	HD50	HD50
S 9-S 14 S 9, S 14	01.67→	HD50	HD50	LDV Maxus	07→	HD50	HD50
U U 80	80→	HD80	HD80	MACK			
KHD				E9-500		HD50	HD50
M 120, M 130, M 145	01.71→01.74	HD60C	HD60C	MS 200 M 300 (MIDLINER)	11.79→	HD50	HD50
M 230, M 232, M 270, M 290	01.71→01.74	HD60C	HD60C	11 11 UE 210	→12	HD70A	HD70A
KING LONG				11 11 UE 230	11.72→12.75	HD50	HD50
E 12		HD100A	HD100A	12 12 UE 210	→12	HD70A	HD70A
XMQ 6120AGD5		HD100A	HD100A	12 12 UE 230	11.72→12.75	HD50	HD50
XMQ 6120C		HD100A	HD100A	750 750 HO (VÖV)	→12	HD70A	HD70A
XMQ 6129BYD5		HD100A	HD100A	7-32 7.126 ... 32.280 DH	06.66→12.79	WP40	WP40
XMQ 6130Y / C		HD100A	HD100A	7-32 7.126 ... 32.280 H	06.66→12.79	WP40	WP40
XMQ 6800 AGD Citylife		HD100A	HD100A	5-38 5.12 ... 38.320 F	07.72→12.85	HD50	HD50
XMQ 6900Y / H / 6996Y		HD100A	HD100A	5-38 5.125 ... 38.320 U	07.72→12.85	HD50	HD50
LAG				7-48 7.126 ... 48.700 DH	11.79→03.86	HD50	HD50
GALAXY		HD100A	HD100A	17-32 17.240 ... 32.321	08.82→88	HD50	HD50
LEYLAND				A-B AK 14, AK 16, S 16	01.68→	HD50	HD50
7, 1	01.76→	WP40	WP40	A-B BS 12L, BS 19K	01.68→	HD50	HD50
ATLANTEAM BUS, NATIONAL	01.77→	HD60C	HD60C	ALE Alé Euro 3	00→	HD100A	HD100A
BISON 2	01.78→	HD60C	HD60C	CLA	12→	HD50	HD50




FOR/FÜR		HEAVY DUTY		FOR/FÜR		HEAVY DUTY	
							
F 90 (19.242 ... 48.462)	01.86→09.94	HD60C	HD60C	M 2000 M	04.96→10.05	HD60C	HD60C
F 90 (19.242 ... 48.462)	01.86→09.94	HD60C	HD60C	M 2000 M	04.96→10.05	HD60C	HD60C
F 2000 (19.343 ... 48.463)	10.94→	HD60C	HD60C	NG 272	89→	HD80	HD80
F 2000 (19.343 ... 48.463)	10.94→	HD60C	HD60C	NG 312		HD80	HD80
FE 2000 FE 600A / FE 460A		HD60C	HD60C	NG 313		HD90B	HD90B
G 90 (4.70 ... 9.136)	→10.79	WP40	WP40	NL 202	09.89→	HD80	HD80
G 90 (4.70 ... 9.136)	11.79→12.94	HD50	HD50	NL 222		HD80	HD80
L 2000 (8.103 ... 10.223)	01.94→	HD50	HD50	NL 223	99→	HD90B	HD90B
LION'S CITY e-Mobility		HD90B	HD90B	NL 232		HD80	HD80
LION'S CITY GLC NG		HD90B	HD90B	NL 262		HD80	HD80
LION'S CITY L LE		HD90B	HD90B	NL 263		HD90B	HD90B
LION'S COACH FRH 353	09.96→	HD100A	HD100A	NL 312		HD80	HD80
LION'S COACH Coach (Euro 6)	16→	HD100A	HD100A	NL 313		HD90B	HD90B
LION'S COACH Coach C (Euro 6)	16→	HD100A	HD100A	NL 313		HD90B	HD90B
LION'S COACH Coach L (7500) (Euro 6)	16→	HD100A	HD100A	NL 313		HD90B	HD90B
LION'S COACH RH 403		HD100A	HD100A	NL 353	99→	HD90B	HD90B
LION'S COACH RH 463	99→	HD100A	HD100A	NM 152	89→	HD80	HD80
LION'S COACH Supreme (Euro 6)	15→	HD100A	HD100A	NU 263	09.96→	HD100B	HD100B
LION'S COMFORT RN 313 / 353 / R 353	09.96→	HD100B	HD100B	NU 313		HD90B	HD90B
LION'S MIDI MN 283		HD80	HD80	SD 200	10.78→11.86	HD70A	HD70A
LION'S REGIO Lion's Régio	04→	HD100A	HD100A	SD 202	08.85→94	HD80	HD80
LION'S STAR Lion's Star	04→	HD100A	HD100A	SG SG 192, SL 192, SL 260	→12.76	HD70A	HD70A
LION'S STAR FRH 402	93→04	HD100B	HD100B	SG SG 220/240 H, HU	05.80→01.86	HD70A	HD70A
LION'S STAR FRH 422	93→04	HD100B	HD100B	SG SG 240 H	08.85→	HD80	HD80
LION'S STAR RH 403		HD100B	HD100B	SG SG 242/SG 242 H	85→	HD80	HD80
LION'S STAR RH 463	92→04	HD100B	HD100B	SG SG 292	85→	HD80	HD80
L-K L 09, L 14, L 19, K 22	01.68→	HD50	HD50	SL 200	08.85→87	HD80	HD80
M 90 (12.152 ... 18.232)	01.86→12.96	HD60C	HD60C	SL 200	10.78→04.87	HD70A	HD70A
M 90 (12.152 ... 18.232)	01.86→12.96	HD60C	HD60C	SL 202	06.84→94	HD80	HD80
M 2000 L	04.96→10.05	HD50	HD50	SR 240 / 280	08.77→86	HD100A	HD100A

TOEPASSINGEN VOOR ZWAAR GEBRUIK







FOR/FÜR		HEAVY DUTY	
			
SR 240 / 280 / 321 / 361	10.75→11.86	HD70A	HD70A
SR 321	81→86	HD100A	HD100A
SR 362	85→86	HD100A	HD100A
SU 240	85→89	HD80	HD80
SU 240	10.75→84	HD70A	HD70A
SU 242	85→87	HD80	HD80
SU 242	87→	HD100A	HD100A
SU 310	99→	HD90B	HD90B
TG TG		HD70A	HD70A
TG TG	09.00→	HD65B	HD65B
TG TGA	09.04→	HD70A	HD70A
TG TGA	09.04→	HD65B	HD65B
TG TGL	05.05→	HD70A	HD70A
TG TGL	05.05→	HD65B	HD65B
TG TGM	11.05→	HD70A	HD70A
TG TGM	11.05→	HD65B	HD65B
TG TGS	08→	HD70A	HD70A
TG TGS	08→	HD65B	HD65B
TG TGX / V8	08→	HD70A	HD70A
TG TGX / V8	08→	HD65B	HD65B
U U 80	84→	HD80	HD80
UL Bus Economy / FRH Economy	08.77→	HD100A	HD100A
UL D 80, G 80, S 80		HD80	HD80
UL FR/FRH 280	08.77→	HD100A	HD100A
UL R/FR/FRH 292	85→	HD100A	HD100A
UL RU 240	85→	HD100A	HD100A
UL UL 272	87→	HD100A	HD100A
UL UL 313	09.96→	HD100B	HD100B
UL UL 353	99→	HD100B	HD100B

FOR/FÜR		HEAVY DUTY	
			
MARCOPOLO			
ANDARE		HD100A	HD100A
VIAGGIO GII 330		HD100A	HD100A
VIAGGIO GII 350		HD100A	HD100A
VIAGGIO GII 370		HD100A	HD100A
MAZDA			
B 2000, B 2200, B 2600	01.84→	WP45	WP45
E 2000, E 2200	01.84→	WP40	WP40
LT 35		HD50	HD50
T 2500, T 3000, T 3500	01.81→	WP40	WP40
MCV			
MCV 600		HD100A	HD100A
MCW			
METRO	01.80→	HD60C	HD60C
METROBUS	01.83→	HD70A	HD70A
METROLINER	01.83→	HD80	HD80
MERCEDES-BENZ			
ACCELO Accelo 815 / 915 / 1016		HD60C	HD60C
ACTROS	01.97→09.02	HD70A	HD70A
ACTROS	01.97→09.02	HD70A	HD70A
ACTROS MP2 / MP3	10.02→13	HD70A	HD70A
ACTROS MP2 / MP3	10.02→13	HD70A	HD70A
ACTROS MP4 (Euro 5 / Euro 6)	10.11→	HD70A	HD70A
ACTROS MP4 (Euro 5 / Euro 6)	10.11→	HD70B	HD70B
ANTOS Antos	09.12→	HD70A	HD70A
ANTOS Antos	09.12→	HD70B	HD70B
AROCS Arocs	01.13→	HD70A	HD70A
AROCS Arocs	01.13→	HD70B	HD70B
ATEGO 1	04.98→10.04	HD65B	HD65B
ATEGO 1	04.98→10.04	HD65B	HD65B





FOR/FÜR 		HEAVY DUTY	
			
ATEGO 2 (Euro 6)	10.04→	HD65B	HD65B
ATEGO 2 (Euro 6)	10.04→	HD65B	HD65B
AXOR 1	09.01→10.04	HD65B	HD65B
AXOR 1	09.01→10.04	HD65B	HD65B
AXOR 2	10.04→12	HD65B	HD65B
AXOR 2	10.04→12	HD65B	HD65B
CITARO (O 530)	98→15	HD90B	HD90B
CITO (O 520)	97→	HD100B	HD100B
CITYLINER 1220 / L - 1224 / L	→97	HD65B	HD65B
CITYLINER 1320 / L	→97	HD65B	HD65B
CITYLINER 1520 / L - 1524 / L	→97	HD65B	HD65B
CITYLINER ECOPOWER 812 - 814 / L - 817 / L / S	→97	HD65B	HD65B
CITYLINER ECOPOWER 914 R - 917 R	→97	HD65B	HD65B
CITYLINER ECOPOWER 1114 - 1117 / L	→97	HD65B	HD65B
CITYLINER ECOPOWER 1120 LS	→97	HD65B	HD65B
CITYLINER ECOPOWER 1217 / L	→97	HD65B	HD65B
CITYLINER ECOPOWER 1317 / L - 1324 LS	→97	HD65B	HD65B
CITYLINER ECOPOWER 1517	→97	HD65B	HD65B
ECONIC 1828 / 2628 / 2828	09.00→	HD60C	HD60C
ECONIC 1830LL / 1835LL / 2630LL / 2635LL	13→	HD60C	HD60C
INTEGRO		HD100B	HD100B
INTOURO EEV		HD100B	HD100B
INTOURO M	15→	HD100B	HD100B
L L, LA, LAK, LAS, LK, LS	01.70→	HD50	HD50
L LK 709 ... 1524	01.93→	HD60C	HD60C
L LN2 709 ... 1324	06.84→01.93	HD60C	HD60C
L LP, LPS, LPK, LPL, LPLS	01.70→	HD50	HD50
L L 206, L 207, L 306, L 307	→01.77	WP40	WP40
L L 310	01.60→	HD60C	HD60C
MB 90, 100, 120, 140, 160, 180	12.80→12.90	HD50	HD50

FOR/FÜR 		HEAVY DUTY	
			
MB 100 D	01.91→	HD50	HD50
MB 800 T	→12.90	HD50	HD50
MB Trac 65, 70	→12.75	WP40	WP40
MB Trac 700, 800, 900	01.81→12.90	HD50	HD50
MB Trac 1000, 1100, 1300, 1500, 1550	76→12.90	HD50	HD50
NG 80 1013 ... 3535	10.73→12.85	HD70A	HD70A
NG 80 1013 ... 3850	01.86→12.88	HD65B	HD65B
NG 90 1222 ... 3233 MK	01.89→97	HD65B	HD65B
NG 90 1222 ... 3233 MK	01.89→97	HD65B	HD65B
NG 90 1729 ... 4850 SK	01.89→97	HD65B	HD65B
NG 90 1729 ... 4850 SK	01.89→97	HD65B	HD65B
O 301 (LN2)	01.85→05.86	HD60C	HD60C
O 301 (LN2)	06.86→87	HD60C	HD60C
O 302 ST	08.68→75	HD50	HD50
O 302 U	10.71→75	HD70A	HD70A
O 303 O 303	09.74→09.92	HD70A	HD70A
O 303 O 303	10.79→09.92	HD90A	HD90A
O 303 O 303	10.79→09.92	HD100A	HD100A
O 303 O 303	05.85→09.92	HD100A	HD100A
O 305 - O350 O 305, O 307	11.76→05.87	HD70A	HD70A
O 305 - O350 O 309, O 309 D	01.69→89	HD50	HD50
O 305 - O350 O 310	01.80→89	HD60C	HD60C
O 305 - O350 O 317 (Interurban)	08.68→	HD50	HD50
O 305 - O350 O 350	94→	HD100B	HD100B
O 402 O 402	86→91	HD80	HD80
O 404 O 404 RH	09.91→99	HD100B	HD100B
O 405 O 405 N/GN/GNV/NU/GNU/NUL/NK ...	10.84→	HD80	HD80
O 405 O 405 N/GN/GNV/NU/GNU/NUL/NK ...	10.89→	HD90A	HD90A
O 405 O 407	03.87→01	HD100A	HD100A
O 405 O 408	01.91→98	HD100A	HD100A

TOEPASSINGEN VOOR ZWAAR GEBRUIK

FOR/FÜR		HEAVY DUTY		FOR/FÜR		HEAVY DUTY	
							
O 412 O 412 D	05.95→05.06	HD60C	HD55	VITO / CLASSE V Vito	09.95→08.03	HD65D	HD65D
O 550 O 550		HD100B	HD100B	VITO / CLASSE V Vito	09.95→08.03	HD65D	HD65D
O 550 O 550 H	97→	HD100B	HD100B	VITO / CLASSE V Vito	11.05→	WP70	WP70
O 550 O 550 Integro	96→	HD100B	HD100B	WRIGHTBUS Wright OF917 RFC		HD70A	HD70A
O 600 O 609, O 611, O 614	07.87→	HD60C	HD60C	ZETROS 1833A / 2733A		HD50	HD50
POWERLINER Powerliner		HD65B	HD65B				
POWERLINER Powerliner		HD65B	HD65B	CANTER	80→86	WP40	WP40
SPRINTER Sprinter 208D ... 412D	05.95→05.06	HD60C	HD55	CANTER	96→86	WP45	WP45
SPRINTER Sprinter	06.06→	WP65	WP65	FUSO	01.76→	WP40	WP40
SPRINTER Sprinter	06.06→	WP65	WP65	FUSO/CANTER Canter 3S11, 3S13, 5S13	97→11	HD50	HD50
T T1: 207D ... 410D	01.77→04.95	HD50	HD50	FUSO/CANTER Canter 3C11, 3C13, 3C15, 5C15	03.03→11	HD55	HD55
T T1: 507D ... 709D	→02.84	HD50	HD50	FUSO/CANTER Canter 6C15, 6C18, 7C15, 7C18	03.03→11	HD55	HD55
T T2: 507D ... 817D	03.84→05.86	HD60C	HD60C	FUSO/CANTER Canter / E-Canter	12→	HD50	HD50
T T2: 507D ... 817D	06.86→	HD60C	HD60C	FUSO/CANTER	12→	WP48	WP48
TOURINO	04→	HD90A	HD90A	L 200	10.96→02.06	HD50	HD50
TOURISMO TOURISMO	10.95→	HD100B	HD100B	L 200	03.06→	HD55	HD55
TOURISMO L	15→	HD100B	HD100B	L 300	01.80→86	WP40	WP40
TRAVEGO TRAVEGO	01.97→	HD100B	HD100B	L 300	91→	WP45	WP45
TRAVEGO M	15→	HD100B	HD100B	NEOPLAN			
UNIMOG U 20		HD60C	HD60C	CENTROLINER N4407		HD80	HD80
UNIMOG U 84, 100, 110	12.76→05.89	HD50	HD50	CENTROLINER N4411 / N4426...		HD90B	HD90B
UNIMOG U90, 100 L, 110, 110 L, 140, 140 L	07.92→	HD50	HD50	CENTROLINER N4411 / N4426...		HD90A	HD90A
UNIMOG U120, 425	02.76→	HD50	HD50	CENTROLINER N4416 / 4416 U	99→	HD80	HD80
UNIMOG U300 / U400 / U500		HD70A	HD70A	CITYLINER N116	75→99	HD70A	HD70A
UNIMOG U1000, 1200 2450 L, T, L/38	02.76→	HD50	HD50	CITYLINER N116	09.00→14	HD100B	HD100B
UNIMOG U1650		HD50	HD50	CITYLINER N116 ...	02.86→	HD55	HD55
UNIMOG U4023 / U5000 / U5023		HD50	HD50	CITYLINER N116 ...	02.86→	HD80	HD80
UNIMOG UX 100	09.96→	HD65B	HD65B	CITYLINER N1116...		HD70A	HD70A
VARIO Vario	09.96→	HD60C	HD60C	CITYLINER N1116...		HD80	HD80
VITO / CLASSE V Viano	11.05→	WP70	WP70	CITYLINER	75→	HD70A	HD70A


FOR/FÜR 		HEAVY DUTY	
			
CITYLINER N116 H/3	75→	HD70A	HD70A
CITYLINER N116/2	75→	HD70A	HD70A
CITYLINER N116/3	75→	HD70A	HD70A
CITYLINER N122/2	10.81→	HD100A	HD100A
CITYLINER N122/2	08.83→01.86	HD70A	HD70A
CITYLINER N122/2	02.86→	HD80	HD80
CITYLINER Cityliner (Euro 6)	15→	HD80	HD80
COMBILINER Combiliner	10.85→	HD100A	HD100A
EUROLINER N313SHD		HD100B	HD100B
EUROLINER N3316 UL / N3316 SHD / N3316 K		HD100B	HD100B
JETLINER N208	10.81→	HD100A	HD100A
JETLINER N212 H/SHD	10.81→	HD100A	HD100A
JETLINER N213 H/SHD	10.81→	HD100A	HD100A
JETLINER N214 H/SHD	10.81→	HD100A	HD100A
JETLINER N216 H/SHD/Panorama	10.81→	HD100A	HD100A
JUMBOCRUISER N138	10.81→	HD100A	HD100A
JUMBOCRUISER N138	08.83→01.86	HD70A	HD70A
JUMBOCRUISER N138	02.86→	HD80	HD80
MEGALINER N128/4 Megaliner		HD70A	HD70A
MEGALINER N128/4 Megaliner		HD80	HD80
MEGALINER N128/4 Megaspacer		HD70A	HD70A
MEGALINER N128/4 Megaspacer		HD80	HD80
METROLINER N116 M/MK	10.81→	HD100A	HD100A
METROLINER N316	10.85→	HD100A	HD100A
METROLINER N8008, 8012 MIC	92→	HD100B	HD100B
SKYLINER N122/3	02.86→12.09	HD70A	HD70A
SKYLINER N122/3	02.86→12.09	HD80	HD80
SKYLINER N122/3 P, N122/3 L, 1122...	02.86→12.09	HD70A	HD70A
SKYLINER N122/3 P, N122/3 L, 1122...	02.86→12.09	HD80	HD80
SPACELINER N117/2	08.82→	HD70A	HD70A





FOR/FÜR 		HEAVY DUTY	
			
SPACELINER N117/2	02.86→	HD80	HD80
SPACELINER N117/3	08.82→	HD70A	HD70A
SPACELINER N117/3	02.86→	HD80	HD80
STARLINER 516...		HD80	HD80
TOURLINER 2216...		HD100A	HD100A
TOURLINER Tourliner (Euro 6)	16→	HD100A	HD100A
TRANSLINER N312	91→	HD100B	HD100B
TRANSLINER N314	91→	HD100B	HD100B
TRANSLINER N316 K	88→91	HD100A	HD100A
TRANSLINER N316 L/U/K/SHD	91→	HD100B	HD100B
TRANSLINER N318	91→	HD100B	HD100B
TRANSLINER N321 U	91→	HD100B	HD100B
TRANSLINER N407 SKI	81→	HD80	HD80
TRANSLINER N4008, N 4012, N 4017 MIC	89→	HD100B	HD100B
TRANSLINER SU N416	89→	HD100A	HD100A
TRANSLINER Unibus N 906, N907/Telebus	82→	HD80	HD80
NISSAN			
ATLEON	00→	HD60C	HD55
CABSTAR	01.84→92	WP45	WP45
CABSTAR E 75	07.92→07	WP45	WP45
CABSTAR E 95	07.92→07	WP45	WP45
CABSTAR E 110	07.92→07	WP45	WP45
CABSTAR	08→	HD50	HD50
ECO-T 100	09.96→	HD50	HD50
ECO-T 135	09.96→	HD50	HD50
ECO-T 160		HD50	HD50
ECO-T 200		HD50	HD50
Interstar (Euro - LHD)	02.02→09.11	HD60B	HD60B
INTERSTAR	02.02→09.11	HD60B	HD60B
KUBISTAR	11.03→	HD50	HD50

TOEPASSINGEN VOOR ZWAAR GEBRUIK



FOR/FÜR		HEAVY DUTY	
			
L 35		HD50	HD50
NT400 Cabstar	14→	HD50	HD50
NV200	12.09→	HD55	#NV
NV400	10.11→	HD65B	HD65B
NV400	10.11→	HD65B	HD65B
PRIMASTAR	03.02→	WP60	WP60
TRADE	01.86→00	HD50	HD50
URVAN	01.81→	WP45	WP45
VANETTE	→08.86	WP40	WP40
VANETTE	09.86→05.95	HD50	HD50
VANETTE Cargo	06.95→	HD60C	HD60C
NOGE			
GREGAL		HD100A	HD100A
TOURING	96→	HD100A	HD100A
TOURING Touring Star	96→	HD100A	HD100A
OBRADOR			
ST 5 C, ST 400	94→	HD100A	HD100A
ST 5 C, ST 400	94→	HD80	HD80
SW 360		HD100A	HD100A
OMNIBUS			
SUNDANCER		HD100A	HD100A
SUNRIDER	→11	HD100A	HD100A
Sunrise (Euro - LHD)		HD60B	HD60B
SUNSET	→05.06	HD60C	HD55
Sunset X / Sunset XL (Euro - LHD)	06→	HD60B	HD60B
OPEL			
COMBO	93→09.01	WP45	WP45
COMBO	10.01→10.11	HD50	#NV
Movano	09.98→10.99	HD60B	HD60B
Movano	11.99→04.10	HD60B	HD60B




FOR/FÜR		HEAVY DUTY	
			
MOVANO	05.10→	HD65B	HD65B
VIVARO	06.01→	WP60	WP60
OPEL / VAUXHALL			
MOVANO	05.10→	HD65B	HD65B
OPTARE			
CITY PACER	01.86→	HD100A	HD100A
OTOKAR			
KENT C	01.86→	HD100A	HD100A
NAVIGO U	02→	HD80	HD80
TERRITO U	11→	HD100A	HD100A
VECTIO C	04.07→	HD100A	HD100A
VECTIO T	04.07→	HD100A	HD100A
VECTIO U	04.07→	HD100A	HD100A
PADANE			
PADANE X/Z		HD100A	HD100A
PEGASO			
1080-1186 1080, 1083, 1086, 1135, 1145	01.74→01.81	WP45	WP45
1080-1186 1080, 1083, 1086, 1135, 1145	02.81→01.86	HD50	HD50
1080-1186 1180, 1181, 1183, 1184, 1186	01.87→	HD50	HD50
1080-1186 1080, 1083, 1086, 1135, 1145	02.87→	HD50	HD50
1190-2135 1190, 1231, 2080, 2081, 2082	01.87→	HD50	HD50
1226-2331 1234R, 2217, 2323, 2331	01.85→	HD50	HD50
2080-3088 2080, 2082, 2089, 3088	01.74→12.81	WP45	WP45
2180-2190 2180, 2181, 2189	01.78→12.81	WP45	WP45
2180-2190 2180, 2181, 2182, 2189, 2190	01.87→	HD50	HD50
3080-3189 3080, 3180, 3181, 3188, 3189	01.87→	HD50	HD50
3080-3189 Serie 260	01.90→	HD50	HD50
3080-3189 Serie Mider	01.91→	HD50	HD50
3080-3189 Serie Obras	01.91→	HD50	HD50
3080-3189 Tecno 1223, 1231, 1234, 1331	09.88→	HD50	HD50




FOR/FÜR 	 31	HEAVY DUTY	
			
3080-3189 Tecno 2323, 2331	09.88→	HD50	HD50
PEUGEOT			
BOXER 1	02.94→06.06	HD55	HD55
BOXER 2	07.06→	WP65	WP65
EXPERT 1	10.95→12.06	HD65B	HD50
J5	01.82→02.94	HD50	HD50
J7, J9	06.65→12.79	WP40	WP40
PARTNER 2	05.08→	WP65	WP65
PIAGGIO			
PORTER / TIPPER / QUARGO	01.98→	WP40	WP40
PLAXTON			
PARAMOUNT 3200, 3500	81→	HD100A	HD100A
POCLAIN			
PELLE MECANIQUE	01.90→	HD100A	HD100A
POLMOT			
JELCZ 317, STAR	01.80→	WP40	WP40
JELCZ O 80	01.80→	HD60C	HD60C
RENAULT TRUCKS (R.V.I.)			
15-32T 15 168 ... 19 168	74→	WP40	WP40
15-32T 26 240 DHPM		WP40	WP40
15-32T 32 256 DHA		WP40	WP40
C C 210 ... C 340	01.75→05.87	HD50	HD50
C C 210 ... C 340	06.87→	HD50	HD50
C CS, MS (Mack)	01.86→	HD50	HD50
G G (Maxter, Manager)	01.93→	HD60C	HD60C
G G 170 ... G 340	01.83→12.92	HD50	HD50
G GB 131, GB 191, GB 231	06.80→12.84	HD50	HD50
G GBH, GLM, GLR 280	74→05.80	WP40	WP40
G GC 231	80→12.85	HD50	HD50
G GR 191, GR 231, GR 305	06.80→12.84	HD50	HD50




FOR/FÜR 	 31	HEAVY DUTY	
			
G GRH 235, GRH 305, GRH 350	06.80→12.84	HD50	HD50
H HB, HF	10.77→	HD50	HD50
H HM 15, HM 17, HM 19, HM 26	10.77→	HD50	HD50
H HN 19, HN 26, HN 38	10.77→	HD50	HD50
J J, JN, JK, JP, JR, JK	01.75→05.87	HD50	HD50
J J	06.87→	HD60C	HD60C
KANGOO Kangoo / Kangoo express	07.01→12.07	HD50	HD50
KANGOO Kangoo 2	01.08→08	WP58	WP53
KERAX	01.97→12.05	HD65A	HD65A
KERAX	01.97→12.05	HD65A	HD65A
KERAX	01.06→	HD65A	HD65A
KERAX	01.06→	HD65A	HD65A
M M 140 ... M 230 (Midliner)	01.87→	HD60C	HD60C
MAGNUM / AE Magnum AE 380 ... 520	10.90→02.97	HD70A	HD70A
MAGNUM / AE Magnum AE 380 ... 520	03.97→13	HD70A	HD70A
MAGNUM / AE Magnum AE 380 ... 520	03.97→13	HD70A	HD70A
Mascott	06.99→10.99	HD60B	HD60B
Mascott	11.99→03.10	HD60B	HD60B
MASCOTT	11.99→03.10	HD60B	HD60B
MASTER Gamme B 70, B 90	01.83→12.92	HD70A	HD70A
MASTER Gamme B (Messenger)	01.93→10.97	HD60C	HD60C
MASTER Master	09.80→02.89	HD60C	HD60C
MASTER	03.89→10.97	HD60C	HD60C
Master	11.97→10.99	HD60B	HD60B
Master	11.99→03.10	HD60B	HD60B
MASTER	04.10→	HD65B	HD65B
MASTER	04.10→	HD65B	HD65B
MAXITY	08→	HD50	HD50
Gamme D (MAXITY) 3, 5 7, 5T	13→	HD50	HD50
Midlum	03.00→12.00	HD60A	HD60A

TOEPASSINGEN VOOR ZWAAR GEBRUIK

FOR/FÜR		HEAVY DUTY	
			
Midlum	01.01→	HD60A	HD60A
Gamme D (Midlum) 10 18T	06.13→	HD60A	HD60A
PREMIUM 1	05.96→12.05	HD65A	HD65A
PREMIUM 2	01.06→	HD65A	HD65A
PREMIUM 2	01.06→	HD65A	HD65A
Gamme D Wide (PREMIUM) 18 26T	06.13→	HD65A	HD65A
Gamme D Wide (PREMIUM) 18 26T	06.13→	HD65A	HD65A
Gamme C (PREMIUM) 250 320 CH	06.13→	HD65A	HD65A
Gamme C (PREMIUM) 250 320 CH	06.13→	HD65A	HD65A
Gamme C (new) 380 520 CH	06.13→	HD65C	HD65C
Gamme K (new) 380 520 CH	06.13→	HD65C	HD65C
Gamme T (new) 380 520 CH	06.13→	HD65C	HD65C
Gamme T High Sleeper (new) 440 520 CH	10.13→	HD65C	HD65C
R R (Major)	01.81→	HD50	HD50
S S 90 ... S 220	01.75→05.87	HD50	HD50
S S 90 ... S 220 (Midliner)	06.87→	HD60C	HD60C
S SM 5, SM 6, SM 7, SM 8	10.79→06.84	WP40	WP40
S SM 10, SM 12, SM 13	06.75→	HD50	HD50
S SM 170 ... SM 340	→01.79	HD50	HD50
SB 2	10.79→06.84	WP40	WP40
SG 1, SG 2, SG 3, SG 4, SG 5 (MASTER)	10.79→06.84	WP40	WP40
T CBH-Serie 280	04.86→05.87	HD50	HD50
T TB 191, TB 231	06.80→12.84	HD50	HD50
T TP 2, TP 3	→01.80	WP40	WP40
T TR 260, TR 280, TR 300, TR 305, TR 320	04.75→	HD50	HD50
T TRH 305, TR 320, TR 350	04.75→	HD50	HD50
TRAFIC	04.89→03.01	HD50	HD50
TRAFIC	04.01→01	WP60	WP60
SAURER			
D 290 F, N, D 330 B	→01.77	HD60C	HD60C

FOR/FÜR		HEAVY DUTY	
			
SCANIA			
Citywide LE		HD100B	HD100B
Citywide LF		HD80	HD80
Touring		HD100B	HD100B
Touring HD		HD100B	HD100B
80 Série 81 (LB)	01.75→01.81	HD50	HD50
80 Série 85 (BR, CR, Super)	01.73→01.81	HD70A	HD70A
80 Série 85 L, LB, LS, LBS, LBT, Super	01.69→01.75	HD50	HD50
80 Série 86 L, LB, LS, LBS	01.75→01.81	HD50	HD50
110 Série 111 L, LB, LS, LT, LBS, LBT, Super	01.75→01.81	HD50	HD50
110 Série 116 (BR)	01.79→	HD70A	HD70A
110 Omnicity	09.96→	HD80	HD80
110 Omniline IL94 IB	11.00→	HD90B	HD90B
110 Omnilink	98→01	HD80	HD80
110 Serie 112 - A (CN)	84→	HD70A	HD70A
110 Serie 116 (CN)	84→	HD70A	HD70A
140 Série 140 L, LB, LS, LT, LBS, LBT, Super	01.77→01.81	HD50	HD50
140 Série 145 (BR)	01.71→01.81	HD70A	HD70A
140 Série 145 (CR)	08.71→01.81	HD70A	HD70A
140 Série 146 KT, LB, LT	01.76→01.81	HD50	HD50
2-SERIES 82 (G, P, T)	08.79→03.88	HD60C	HD60C
2-SERIES 92 M, 92 L, 92 LB, 92 LBS)	01.81→01.88	HD60C	HD60C
2-SERIES 112 (CR)	01.78→	HD70A	HD70A
2-SERIES 112 M, H (P, R, T)	08.79→03.88	HD60C	HD60C
2-SERIES 142 L, LB, LS, LT, LBS, LBT, Super	01.75→01.81	HD50	HD50
2-SERIES 142 M (R, T)	08.79→03.88	HD60C	HD60C
3-SERIES 93 M, 93 H	04.88→	HD60C	HD60C
3-SERIES 113 M, H, R	04.88→	HD60C	HD60C
3-SERIES 143 M, H	04.88→	HD60C	HD60C
4-SERIES 94 C, D, G, L	10.95→	HD70A	HD70A

FOR/FÜR		HEAVY DUTY	
			
4-SERIES 114 C, G, L	10.95→	HD70A	HD70A
4-SERIES 124 C, G, L	10.95→	HD70A	HD70A
4-SERIES 144 C, G, L	10.95→	HD70A	HD70A
4-SERIES 164 C, G, L	05.00→	HD70A	HD70A
G Série G	08→	HD70A	HD70A
G Série G	08→	HD70B	HD70B
G Série G	08→	HD70B	HD70B
P P Serie 230...420 (P, R, T)	04→08.05	HD70A	HD70A
P P Serie 230...420 (P, R, T)	09.05→	HD70A	HD70A
P P Serie 230...420 (P, R, T)	09.05→	HD70B	HD70B
P P Serie 230...420 (P, R, T)	09.05→	HD70B	HD70B
R R Serie 380...580 (P, R, T)	04.04→08.05	HD70A	HD70A
R R Serie 230...620 (P, R, T)	09.05→11.16	HD70A	HD70A
R R Serie 230...620 (P, R, T)	09.05→11.16	HD70B	HD70B
R R Serie 230...620 (P, R, T)	09.05→11.16	HD70B	HD70B
T T Serie 380...580 (P, R, T)	04→08.05	HD70A	HD70A
T T Serie 230... (P, R, T)	09.05→	HD70A	HD70A
T T Serie 230... (P, R, T)	09.05→	HD70B	HD70B
T T Serie 230... (P, R, T)	09.05→	HD70B	HD70B
SEDDON-ATKINSON			
200, 300, 400 SERIES	→01.75	HD55	HD55
SEKURA			
CABINE		HD70A	HD70A
SMIT			
MERCURIUS	94→	HD80	HD80
METEOR	94→	HD100A	HD100A
SOLARIS			
URBINO III		HD80	HD80
URBINO 12		HD100A	HD100A
URBINO 12 LE		HD100A	HD100A

FOR/FÜR		HEAVY DUTY	
			
URBINO Electric		HD100A	HD100A
VACANZA		HD100A	HD100A
STEYR			
790	04.76→01.79	HD50	HD50
1290 > 1490 K.O.S	06.72→02.79	HD50	HD50
1291 > 1491 260, 280, 310, 320	04.78→12.87	HD50	HD50
13 S14, 17 S14, 18, 21, 23	04.86→	HD50	HD50
18 S36, 19 S36, 19 S42, 33 S42	01.94→	HD50	HD50
1890 F.O	04.75→04.81	HD50	HD50
1891 280, 310, 320, 330	02.82→12.87	HD50	HD50
19 S24, 40 S37	01.87→	HD50	HD50
28 S36		HD50	HD50
2891 260, 280, 330	10.83→12.87	HD50	HD50
320, 360, 390	01.87→	HD50	HD50
35 S36		HD50	HD50
590.170, 690.170	08.69→03.92	WP45	WP45
591, 691	01.84→04.86	HD50	HD50
591.136, 691.136	→01.84	WP45	WP45
791.145, 170, 195, 210	11.78→02.86	HD50	HD50
8 S14, 8 S18	04.89→	HD50	HD50
891, 170	11.78→02.86	HD50	HD50
9 S14, 18, 21 À 12 S14, 18, 21	04.86→	HD50	HD50
CITYBUS SC 6 F 55/65	01.75→	HD70A	HD70A
PINZGAUER VEB 4X4		WP45	WP45
SG 18 HUA 250		HD70A	HD70A
SL 11 HU 200, SL 11 HUA 250		HD70A	HD70A
SS 11 HU 200, SS 11 HUA 250		HD70A	HD70A
STADTBUS CS 6 F 55	10.73→	HD70A	HD70A
TRANSITBUSSE (ST.U.Ü)		HD70A	HD70A

TOEPASSINGEN VOOR ZWAAR GEBRUIK

FOR/FÜR		HEAVY DUTY	
			

SUNSUNDEGUI

CITY STYLO	93→	HD100A	HD100A
INTER STYLO	93→	HD100A	HD100A
SIDERAL	97→	HD100A	HD100A

T.A.M

122 A 75T	01.92→	HD70A	HD70A
122 T 8B	01.92→	HD60C	HD60C
232 A 90		HD100A	HD100A
232 A 90T	01.92→	HD100A	HD100A
260 A 116P	01.92→	HD80	HD80
260 A 119T		HD100A	HD100A
260 T 17BL	01.92→	HD60C	HD60C
331	01.92→	HD100A	HD100A

TATA HISPANO





ADL Hybrid		HD100A	HD100A
Inter Premium		HD100A	HD100A
Naya		HD100A	HD100A
TML Hybrid		HD100A	HD100A
Xerus		HD100A	HD100A

TATRA

613	01.76→	WP40	WP40
PHOENIX PHOENIX (Euro 6)	14→	HD60C	HD60C
PHOENIX PHOENIX (Euro 6)	14→	HD60C	HD60C

TEMSA

Avenue LF		HD100A	HD100A
HD13		HD100A	HD100A
LD13 SB (LD SB)		HD100A	HD100A
LF12		HD100A	HD100A
MARATON		HD100A	HD100A
SAFARI 12 IC / 13 IC / 14 / HP		HD100A	HD100A

FOR/FÜR		HEAVY DUTY	
			

Tourmalin IC

HD90B

HD90B

TERBERG

FM 1350		HD65B	HD65B
FM 1350		HD65B	HD65B
FM 1450		HD65B	HD65B
FM 1450		HD65B	HD65B
FM 1850		HD65B	HD65B
FM 1850		HD65B	HD65B
FM 1950		HD65B	HD65B
FM 1950		HD65B	HD65B
FM 2000		HD65B	HD65B
FM 2000		HD65B	HD65B
FM 2850		HD65B	HD65B
FM 2850		HD65B	HD65B
FM 3000		HD65B	HD65B
FM 3000		HD65B	HD65B
YT 182 (4X2)	08.08→	HD80	HD80

TITAN





TF 3000 (10X8)		HD60C	HD60C
TTR 340 (8X8)		HD50	HD50





TOYOTA

DYNA	01.79→01.83	WP40	WP40
HI-ACE I	01.79→01.83	WP40	WP40
HI-ACE II / III	08.85→10.95	WP40	WP40
HI-LUX	01.79→01.83	WP40	WP40
LITE-ACE I	01.79→01.83	WP40	WP40







UNVI




SILINTERCITY		HD100B	HD100B
SILINTERCITY		HD80	HD80
URBIS		HD100B	HD100B




FOR/FÜR		HEAVY DUTY	
			
VOYAGER GT		HD100B	HD100B
UGARTE			
CX-ELITE	94→	HD100A	HD100A
CX-ELITE GLASS	95→	HD100A	HD100A
V D L			
AMBASSADOR		HD100A	HD100A
ARROW 30		HD100B	HD100B
ARROW 70		HD100B	HD100B
AXIAL 50		HD100A	HD100A
AXIAL 70		HD100A	HD100A
AXIAL 70		HD65B	HD65B
AXIAL 100		HD80	HD80
AXIAL 100		HD65B	HD65B
AXIAL DD138-430XE		HD80	HD80
DIPLOMAT 255		HD100A	HD100A
E 91		HD100A	HD100A
FUTURA		HD100A	HD100A
FUTURA DD		HD80	HD80
FUTURA		HD60C	HD60C
KUSTERS Mid Euro XL	05.95→05.06	HD60C	HD60C
MINI BUS	→05.06	HD60C	HD60C
MISTRAL 70		HD100B	HD100B
MISTRAL		HD65B	HD65B
PHILEAS		HD90A	HD90A
PROCITY		HD55	HD55
SYNERGY		HD80	HD80
SYNERGY		HD65B	HD65B
TRANSIT Transit 2000		HD100A	HD100A
TRANSIT Transit 2000 Midi		HD100A	HD100A

FOR/FÜR		HEAVY DUTY	
			
VAN HOOL			
A 300, A 300 CNG/ LPG	91→	HD90A	HD90A
A 308, A 308 CNG/HYB/ LPG/L	88→	HD90A	HD90A
A 309	04→	HD90A	HD90A
A 320	99→	HD90A	HD90A
A 330	97→	HD90A	HD90A
A 360	97→	HD90A	HD90A
A 500	85→	HD90A	HD90A
A 508	09.88→	HD90A	HD90A
A 600		HD90A	HD90A
ACRON		HD90A	HD90A
AG 300 AG 300, AG 300 CNG/LPG/T	01.92→	HD90A	HD90A
AG 500	85→	HD90A	HD90A
AG 700		HD90A	HD90A
AGG 300		HD90A	HD90A
ALIZEE T 815 H	82→	HD100A	HD100A
ASTRON		HD90A	HD90A
EOS 80	01.93→	HD90A	HD90A
EOS 90	01.93→	HD90A	HD90A
EOS 100	01.90→	HD80	HD80
EOS 100	01.90→	HD80	HD80
EOS 200	91→09.99	HD80	HD80
EOS 200	91→09.99	HD60C	HD60C
EOS 230	01.94→	HD80	HD80
EOS 230	01.94→	HD60C	HD60C
EOS 233	01.94→09.99	HD80	HD80
EOS 233	01.94→09.99	HD60C	HD60C
EX 15 H		HD100A	HD100A
EX 16 H		HD100A	HD100A
EX 16 M		HD100A	HD100A





TOEPASSINGEN VOOR ZWAAR GEBRUIK





FOR/FÜR		HEAVY DUTY		FOR/FÜR		HEAVY DUTY	
							
EX 17 H		HD100A	HD100A	T900 TD 927 Astromega	97→	HD80	HD80
EXQUI CITY		HD100A	HD100A	T900 TD 927 Astromega	97→	HD80	HD80
T800 T 812 HGT	09.88→	HD100A	HD100A	TX 11 Alicron		HD100A	HD100A
T800 T 815 Acron (Royal / New Look)	09.88→	HD50	HD50	TX 16 Acron		HD100A	HD100A
T800 T 815 Alicron (Royal / New Look)	01.91→	HD50	HD50	TX 16 Astron		HD100A	HD100A
T800 T 815 HGT, SL, Transligné	09.88→	HD100A	HD100A	TX 16 Astronef		HD100A	HD100A
T800 T 815 TL/CL		HD100A	HD100A	TX 17 Acron		HD100A	HD100A
T800 T 816 Altano (Royal / New Look)	01.92→	HD90A	HD90A	TX 17 Altano		HD80	HD80
T800 T 818 Altano (Royal / New Look)	01.92→	HD90A	HD90A	TX 17 Astronef		HD100A	HD100A
T800 TD 824 Astromega		HD90A	HD90A	TX 21 / TDX 21 Altano		HD80	HD80
T800 TD 824 Astromega		HD90A	HD90A	TX 21 / TDX 21 Altano		HD70A	HD70A
T800 TD 827 Astromega		HD90A	HD90A	TX 27 Astromega		HD80	HD80
T800 TD 827 Astromega		HD90A	HD90A	TX 27 Astromega		HD70A	HD70A
T900 T 9 Acron	95→	HD100A	HD100A	VIBERTI			
T900 T 9 Acron	95→	HD50	HD50	FIAT 418 AL/MS	01.79→	HD60C	HD60C
T900 T 911 Alicron		HD90A	HD90A	VOLKSWAGEN			
T900 T 915 Acron	95→	HD90A	HD90A	BULLY	→12.83	HD50	HD50
T900 T 915 Alicron	96→	HD90A	HD90A	CADDY / CADDY LIFE	04.04→02.07	WP60	WP60
T900 T 915 CL	09.00→	HD90A	HD90A	CADDY / CADDY LIFE	03.07→	WP60	WP60
T900 T 916 Astron		HD90A	HD90A	CADDY / CADDY LIFE	04.04→02.07	WP60	WP60
T900 T 916 Astron		HD50	HD50	CADDY / CADDY LIFE	03.07→	WP60	WP60
T900 T 916 Astronef		HD100A	HD100A	CADDY MAXI / MAXI LIFE	03.07→	WP60	WP60
T900 T 916 CL	04→	HD100A	HD100A	CADDY MAXI / MAXI LIFE	03.07→	WP60	WP60
T900 T 916 / 917 Altano	99→	HD80	HD80	CARAVELLE, CALIFORNIA	09.90→	HD55	HD55
T900 T 916 / 917 Altano	99→	HD80	HD80	CITY-BUS	01.92→	HD60C	HD60C
T900 T 917 Acron	99→	HD100A	HD100A	CRAFTER	06.06→	WP65	WP65
T900 T 917 Astron		HD100A	HD100A	CRAFTER	06.06→	WP65	WP65
T900 T 917 Astron		HD50	HD50	DANBURY	01.80→	WP45	WP45
T900 T 918 Altano		HD80	HD80	LT LT 28 ... LT 50	04.75→11.82	HD50	HD50
T900 T 918 Altano		HD80	HD80	LT LT 28 ... LT 50	12.82→96.96	HD50	HD50




FOR/FÜR		HEAVY DUTY	
			
LT LT	09.96→06.06	HD60C	HD50
SYNCHRO 410D	01.92→	WP45	WP45
TARO	01.91→	WP45	WP45
TRANSPORTER T1-T2	→04.79	WP40	WP40
TRANSPORTER T3	05.79→08.90	WP45	WP45
TRANSPORTER T4	09.90→12.03	HD55	HD55
TRANSPORTER T5	11.03→01.13	HD60C	HD55
TRANSPORTER	11.03→01.13	HD60C	HD55
TRANSPORTER	11.03→01.13	WP60	WP60
TRANSPORTER	11.03→01.13	WP60	WP60
TRANSPORTER	11.03→01.13	HD60C	HD55
TRANSPORTER	11.03→01.13	WP60	WP60
TRANSPORTER	11.03→01.13	WP60	WP60
MARCOPOLO Volkbus 18.280 OT LE (Viale BRS)	17→	HD80	HD80
VOLVO			
5000	98→	HD100A	HD100A
7000	09.99→	HD100A	HD100A
7250	05.99→	HD100A	HD100A
7450	98→	HD100A	HD100A
7700		HD100A	HD100A
7900		HD90A	HD90A
7900 ELECTRIC	15→	HD90A	HD90A
8700 LE		HD100A	HD100A
8900		HD90A	HD90A
9500		HD100B	HD100B
9700		HD100B	HD100B
9900		HD100B	HD100B
B10 B 6	01.94→	HD100A	HD100A
B10 400	99→	HD100A	HD100A
B10 B 10 B - GX 57		HD100A	HD100A




FOR/FÜR		HEAVY DUTY	
			
B10 B 10 B - GX 57		HD100A	HD100A
B10 B 10 B - SBL 12, B10 B ...		HD100A	HD100A
B10 B 10 L - SN 12		HD100A	HD100A
B10 M		HD100A	HD100A
B12 12		HD100A	HD100A
B12 500 H		HD100A	HD100A
B12 600	96→	HD100A	HD100A
B12 M		HD100B	HD100B
B12 M		HD65B	HD65B
C10 M	08.84→	HD100A	HD100A
CH 230		HD60C	HD60C
F 4	09.75→12.85	HD60C	HD60C
F 6	09.75→12.85	HD60C	HD60C
F 7	08.77→10.93	HD60C	HD60C
F 10	08.77→10.93	HD60C	HD60C
F 12	08.87→10.93	HD60C	HD60C
F 16	08.77→10.93	HD60C	HD60C
FE FE	06→12	HD65A	HD65A
FE FE	06→12	HD65A	HD65A
FH 10	11.93→01.06	HD65B	HD65B
FH 10	11.93→01.06	HD65B	HD65B
FH 12	11.93→01.06	HD65B	HD65B
FH 12	11.93→01.06	HD65B	HD65B
FH 16	11.93→01.06	HD65B	HD65B
FH 16	11.93→01.06	HD65B	HD65B
FH 16	02.06→12	HD65B	HD65B
FH 16	02.06→12	HD65B	HD65B
FH 16 (Euro 6)	03.13→	HD70A	HD70A
FH 16 (Euro 6)	03.13→	HD70B	HD70B
FL 4	01.85→	HD60C	HD60C

TOEPASSINGEN VOOR ZWAAR GEBRUIK

FOR/FÜR 		HEAVY DUTY	
			
FL 6	09.85→12.94	HD60C	HD60C
FL 6	02.94→11.06	HD60C	HD60C
FL 7	09.85→09.90	HD70A	HD70A
FL 7	10.95→98	HD70A	HD70A
FL 10	09.85→09.95	HD70A	HD70A
FL 12	10.95→97	HD70A	HD70A
FL 220 / 250	09.00→11.06	HD60C	HD60C
FL	12.06→	HD60A	HD60A
FL FL	12.06→	HD60B	HD60B
FM 7	06.98→12.01	HD65B	HD65B

FOR/FÜR 		HEAVY DUTY	
			
FM 7	06.98→12.01	HD65B	HD65B
FM 9	12.01→03	HD65B	HD65B
FM 9	12.01→03	HD65B	HD65B
FM 10	06.98→12.01	HD65B	HD65B
FM 10	06.98→12.01	HD65B	HD65B
FM 12	06.98→01.06	HD65B	HD65B
FM 12	06.98→01.06	HD65B	HD65B
FM FM / FMX	02.06→	HD65B	HD65B
FM FM / FMX	02.06→	HD65B	HD65B
FS 7	01.85→95	HD60C	HD60C

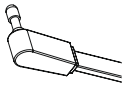
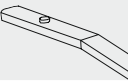
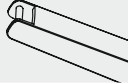
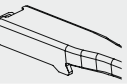

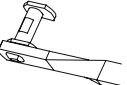

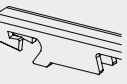

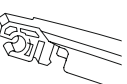


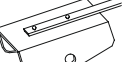



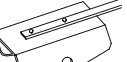

FOR/FÜR		HEAVY DUTY	
			
FS 10	01.85→09.95	HD70A	HD70A
G G8	01.75→	WP45	WP45
N N 4	01.85→	HD60C	HD60C
N N 7	09.73→	WP40	WP40
N N 8 / NB 8	→08.73	WP45	WP45
N 40	09.73→	WP40	WP40
N 12	09.73→	WP40	WP40
NH 12	09.00→	HD65B	HD65B
NL 6	01.75→	HD60C	HD60C
NL 10	09.73→	WP40	WP40

FOR/FÜR		HEAVY DUTY	
			
NL 12	09.73→	WP40	WP40
WAGNER			
CADNA		HD100A	HD100A
WESTERN STAR			
5700 5700 / 5700XE		HD50	HD50
YUTONG			
E 12 / E12 LF (Euro 6)	15→	HD80	HD80








ADAPTER OVERZICHT

ADAPTER	TYPE	HAKEN	ADAPTER	TYPE	HAKEN	ADAPTER	TYPE	HAKEN
	3A	2, 12, 26, 55		7A	54		G1	49
	3B-2	41, 42		7B	6		M	33
	3C-B	18, 19, 29		7A + 7C	24		M1	34
	3D-2	25, 26		7A + 7D	44		M2	37
	3F	1, 30		7A + 7E	50		M3	37
	3G + E3	12, 13		7I	45		M6	37
	3H-2	27, 28		7J	5		M7	39
	3H-8	27, 28		A2-1	9, 11		M8	38
	3H-9	27, 28		B	8, 10		T5	4
	3T	51		E3	2, 12, 13, 21		T8	33
	3U	20		F1	13		T9	12
	5A	31		F5	14		TR4	34
	5B	32		F7	16, 17		TR9	34
	5C	43		F9	13		V9	12
	5D	47		F10	12, 13		V12	2, 12, 21
	5E	46		F12	15			

OVERZICHT HAKEN

NR.	HAAKTYPE	BESCHRIJVING	NR.	HAAKTYPE	BESCHRIJVING	NR.	HAAKTYPE	BESCHRIJVING
1		Insert Lock	21		PIN 4.8mm / 6.3mm	41		Side Lock 19mm
2		Bayonet 7mm x 2.6mm	22		Pinch Tab 3D-2	42		Side Lock 22mm
3		Bayonet 8.5mm	23		Pinch Tab 3D-2	43		Slide Pinch
4		Bayonet 10mm	24		Pinch Tab 11	44		Slider
5		Clip	25		Pinch Tab BMW	45		Slider 71
6		Double Post	26		Pinch Tab Type A	46		Snap Claw H
7		Push Button 15.5 mm	27		Push Button Narrow 19mm	47		Snap Claw L
8		HOOK 6mm x 2mm	28		Push Button 22mm	48		Spray Bar
9		HOOK 7mm x 2.2mm	29		Renault Scenic Type	49		Spray Bar Clips
10		HOOK 8mm x 3mm	30		Multi Hook	50		Top Button
11		HOOK 9mm x 2.5mm	31		Rock Loc 2	51		Push Button FZ
12		Hook 9mm x 3mm	32		Rock Loc 3	52		Top Button 19
13		Hook 9mm x 4mm	33		Saddle	53		Top Button 22
14		Hook 12mm x 4mm	34		Saddle 13.6mm	54		U-Clip
15		HOOK 14mm x 4mm	35		Saddle 17mm	55		Top Lock
16		HOOK 15mm x 4mm	36		Saddle 18mm			
17		HOOK 15mm x 5mm	37		Saddle 21, 24, 26 and 27mm			
18		Mercedes & Audi Easy Set 3C	38		Saddle 26mm			
19		Mercedes & Audi	39		Saddle 27mm			
20		Lift & Slide	40		Saddle 7/32" and 1/4"			

SYMBOOLOVERZICHT

SYMBOOL	BESCHRIJVING	SYMBOOL	BESCHRIJVING
	Model auto		Achterzijde
	Modeljaar		Adapter
	Bestuurder		Haaktype
	Passagier		

KORTE CODES. VEREENVOUDIGD



WP55

WP = WIPER
55 = 55 CM

METAL WIPER



CT55

CT = CLEANTECH
55 = 55 CM

CLEANTECH



SETOE5555

SETOE = AUTO'S
UITGERUST IN OE
MET VLAKKE BLADEN
5555 = 55 + 55 CM

SETUP5555

SETUP = UPGRADE VAN
METALEN
RUITENWISSERS NAAR
VLAKKE BLADEN
5555 = 55 + 55 CM

EASY SET



RP12

RP = REAR PLASTIC
12 = 12 INCHES

RF12

RF = REAR FLAT
12 = 12 INCHES

REARS



H50

H = HYBRID
50 = 50 CM

HYBRID



W55

W = WINTER
55 = 55 CM

WINTER



HD55

HD = HEAVY DUTY
55 = 55 CM

HEAVY DUTY

HELLA Benelux BV

Celsiusbaan 2
3439 NC Nieuwegein
The Netherlands
T +31 (0)30 609 56 11
E info.bnl@hella.com
I www.hella.nl

© HELLA GmbH & Co. KGaA, Lippstadt
J01697/10.22

Vorbehouden aan wijzigingen in uitvoering en prijzen.